



PRODUCT CATALOGUE 2015



Aids and Equipment for the Aged and Disabled

- PHONE..... 1300 600 600
- FAX..... 1300 669 121
- EMAIL..... sales@lencare.com.au
- WEB..... www.lencare.com.au
- POSTAL..... PO Box 841, Moorebank, NSW, 1875
- HEAD OFFICE.. Unit B1, 2-6 Greenhills Avenue, Moorebank, NSW, 2170



Lencare traces its origins back to the year 1946, when Lenlok Hales was founded by Alfred Roy Hales.

After some difficult years due to global pressures and changing world manufacturing dynamics, the assets of Lenlok Hales were purchased by the Davcor Group in November 2006. This presented a new opportunity to the business as the Davcor Group offered the tired and aging Lenlok business some new ideas and initiatives.

The first was the rebranding of the business from Lenlok to Lencare which reflected the company's desire to concentrate on the aged care and home modification industries. This allowed Lencare to concentrate solely on its primary focus of supplying the aged care and home modification markets, where its products were ideally suited. Additionally, using Davcor's business plans to integrate its strengths into the existing model enabled a new, stronger Lencare to emerge into the markets it sought. Using experienced industry professionals from within the Davcor Group placed the re-energized business in a strong position to consolidate and further advance within the preferred industry it sought.

The strength of the Lencare business is through its strong and reliable distribution channels. Our market encompasses the ever growing home modification sector within the aged care industry. Our aim is to supply goods to our customers in an efficient "on time - every time" manner. By liaising with local councils, government contractors, home modification experts, industry body groups and product installers, Lencare is able to provide the right products to suit all players in its preferred market. With constant feedback and consultation, Lencare continues to develop relevant products that aid in benefiting all stakeholders. We aim to provide a quality product. We independently test our range of products to provide confidence for all concerned, from the supplier, to the installer and ultimately the end user.














Our range of products includes stainless steel grab rails of all varieties, bannister rails, modular grab rails, hand showers, bathroom curtain tracks, weighted shower curtains, threshold ramps and key safe boxes. A more recent addition is a range of exterior stainless steel ramp rails and parts, created for a railing system in domestic or commercial situations, ideally for external timber wheelchair ramps. Our products are ideal for the aged care and home modification industries. These can be purchased by account customers either through our sales office or by using our innovative online ordering system called Daveweb. The choice will always be the customer's as to how they wish to deal with Lencare.

Lencare does not sell to the general public, instead we sell to installers and to selected distributors. If you are a member of the general public wishing to purchase our products, please feel free to contact us via our email address and we will be happy to put you in touch with your nearest agent.

As for the future, our vision is simple. Lencare will aim to provide our customers with the products they want, to be delivered in the time frame they expect and in a fashion that is expected of a reputable supplier. As we move into the next phase of our business and rise to the challenges in a competitive environment, every customer can be confident that the trust placed in us will be rewarded with Lencare offering unsurpassed service and a professionalism to meet all future challenges.



Contents





	Grab Rails.....	12
	Modular Grab Rails.....	31
	Special Application grab rails.....	44
	External ramp rails.....	53
	Hand showers.....	60
	Shower & hospital tracks.....	68
	Shower curtains.....	72
	Shower seats.....	74
	Toilet back rests.....	76
	Bathroom hardware.....	77
	Rubber threshold ramps.....	81
	Aluminium threshold ramps.....	82
	Key boxes.....	84

Lencare Product index


Grabrails Page 12

 12 Grab Rail Concealed Fix 32mm	 14 Grab Rail Concealed Fix 25mm	 16 Grab Rail Exposed Fix 32mm	 17 Grab Rail Exposed Fix 25mm	 19 Single Hole Grab Rail
 22 New Sliding Grab Rail	 23 Sliding Grab Rail	 26 Drop Down Grab Rails	 28 Shower Recess Grab Rail	


Modular Grabrails Page 31

 31 Elbow End	 32 Modular Tubing	 34 Bends	 36 Straight Ends	 37 Handrail Support
--	---	--	--	---


Modular Grabrails **Continued**



Horizontal Elbows



Vertical Elbows




Offset Bends



Straight Joiner




Tee section




Grab-Towel
Rail Option


Special Application Grabrails **Page 44**



For Steps



For Bathrooms




For Toilets


External Ramp Rails **Page 53**



Tubing/Ends



Returns



Brackets



Angled Joint

Hand Showers **Page 60**



HMMS Shower




Low Pressure



On Rail Model




Switchcocks



Sliders

Shower & Hospital Tracks **Page 68**



Shower Tracks



Hospital Tracks

Shower Curtains **Page 72**



Commercial Quality



Budget Curtains

Shower Seats **Page 74**




Shower Seats


Toilet Backrests Page 76




Bathroom Hardware Page 77



Bathroom Items




Rod Fittings



Shower Rails


Threshold Ramps Page 81



Rubber




Aluminium



Double Sided

Key Boxes Page 84





Melbourne Testing Services Pty Ltd
ABN: 11 088 395 153
Delivery Address:
1/15 Pickering Road
Mulgrave Vic 3170
Telephone:
Facsimile:
Email Address:
Web Address:

Postal Address:
PO Box 5111
Brandon Park Vic 3150
61 3 9560 2759
61 3 9560 2769
info@melbtest.com.au
www.melbtest.com.au

TEST CERTIFICATE

For full test details refer to MTS Test Report MT-12/248-B

CLIENT:

LENCARE
ATT: RICHARD DRAYTON
B1 2-6 GREENHILLS AVE
MOOREBANK NSW 2170

TEST DATE:

MAY 23RD 2012

STANDARD REFERENCE:

AS1428.1-2009
Design for Access and Mobility
Part 1: General Requirements for Access-New Building Work
Clause 17 (c), load was to be applied at a constant rate until the
nominated proof load of **1100 Newtons** was achieved.

PRODUCT IDENTIFICATION:

Product Code: 1527P
Description: Grab Rail 32x1200 Conc Poly Pol SS
Tube Diameter: 32mm (nom.)
Tube Material: Stainless Steel
Grabrail Length: 1200mm (Centre to Centre)
Elbow/Flange connection: 5 fastener holes

TEST PROCEDURE:

The grabrail was assembled and fixed to a length of timber beam (90mm x 45mm Grade MGP10 Pine) which was in turn secured to the base plate of a testing machine. In order to simulate the grabbing action of a human hand, a fabric lifting sling was wrapped around the grabrail tubing. The end of the sling was then coupled to the testing machine's loading device. Load testing was conducted at the mid-span position and at one end of the grabrail test item. At both loading points, load was applied in the horizontal outward direction (tension action of screw fasteners) and in the vertical downward direction (shearing action of screw fasteners). Once the nominated proof load was applied the load was maintained for 60 seconds and the grabrail was examined for signs of distress including excessive bending and fastener withdrawal. Once the 60s proof test period had elapsed, load testing was continued until the peak force was achieved and failure of the grabrail or connection occurred.

LOAD TEST OBSERVATIONS:

End flange vertical load test

The grabrail supported the proof load test without failure or excessive deformation. Upon reloading the grabrail, a peak load of **1742N** was achieved.

Mid-span vertical load test

The grabrail supported the proof load test without failure or excessive deformation. Upon reloading the grabrail, a peak load of **1805N** was achieved.

End flange horizontal outward load test

The grabrail supported the proof load test without failure or excessive deformation. Upon reloading the grabrail, a peak load of **4645N** was achieved.

Mid-span Horizontal outward load test

The grabrail supported the proof load test without failure or excessive deformation. Upon reloading the grabrail a peak load of **3093N** was achieved.

TEST COMMENTS:

In accordance with AS 1428.1 Clause 17 (c), the test item as reported as passed the specified proof load testing requirements of **1100 Newtons**. The factor of safety based on the lowest recorded test load of 1742N is computed to be 1.58.

9

A Lencare Solution for any bathroom space

Grab
Rails
Page 12

Shower
Slider
Unit
Page 67

Special
Application
Grab Rails
Page 44

Ceiling
Support
Page 70

Shower
Track
Page 69

Hand
Shower
Page 60

Shower
Curtain
Page 72

Non-Slip
Strips
Page 79





1517

Lencare Grab Rail Concealed Fix 32mm

Lencare grab rails are renowned for their quality across a range of industries, including the health care industry, retail hardware and manufacturing. Builders of commercial and residential facilities, as well as home modification installers, rely heavily on that quality. They are made of 304 grade stainless steel and variations of finish include brushed, polished, peened (an etch like process to reduce slip) and powder coated colours of white and almond ivory (cream). Lencare offers the choice of concealed or exposed fixings in diameters of 32mm or 25mm.

Lencare independently tested their range of rails in order to satisfy customers at all levels of the

strength and durability of the product. This was carried out on standard, single hole and drop down grab rails. We are proud to publish these results within this section of our catalogue, leaving no doubt of the exacting quality Lencare rails offer all sections of our customer base. It gives both the buyer and the end user peace of mind, as well as an assurance of quality, especially when comparing Lencare rails to inferior imported items sold through bulk retail outlets or mushrooming wholesalers. If in any doubt, ask to see the credentials of their testing and the answer will be clear that Lencare rails are the industry choice.

FEATURES OF THE RANGE ARE:

- › Made to industry standards and of 304 grade stainless steel
- › A vast range of different lengths to choose from; 225mm (some models) up to 1200mm
- › Rail diameter size of 32mm
- › Offers five hole fixing flexibility which provides the installer with a wider option of fitting points where inconsistency behind the walls may occur
- › Finished off with a snug fitting concealed cover plate
- › Screws & wall plugs provided
- › Available in finishes of satin stainless steel, polished stainless steel, peened (firm grip) stainless steel, white, white ripple, almond ivory and almond ivory ripple
- › Display pack only available in satin stainless steel and polished stainless steel
- › Length is measured centre to centre
- › Sold individually or in the box quantities as shown



1517P

BRUSHED STAINLESS STEEL

Product Code	Size	Box Quantity	Packaging
3732	225 x 32mm	20	Poly bag
1517	300 x 32mm	20	Poly bag
1521	450 x 32mm	20	Poly bag
1523	600 x 32mm	10	Poly bag
3766	750 x 32mm	10	Poly bag
1525	900 x 32mm	10	Poly bag
1527	1200 x 32mm	10	Poly bag

POLISHED STAINLESS STEEL

Product Code	Size	Box Quantity	Packaging
3732P	225 x 32mm	20	Poly bag
1517P	300 x 32mm	20	Poly bag
1521P	450 x 32mm	20	Poly bag
1523P	600 x 32mm	10	Poly bag
3766P	750 x 32mm	10	Poly bag
1525P	900 x 32mm	10	Poly bag
1527P	1200 x 32mm	10	Poly bag

PEENED (FIRM GRIP) STAINLESS STEEL

Product Code	Size	Box Quantity	Packaging
3982	300 x 32mm	20	Poly bag
3983	450 x 32mm	20	Poly bag
3984	600 x 32mm	10	Poly bag
3985	750 x 32mm	10	Poly bag
3986	900 x 32mm	10	Poly bag
3987	1200 x 32mm	10	Poly bag



3983 | PEENED

WHITE

Product Code	Size	Box Quantity	Packaging
1517-W	300 x 32mm	20	Poly bag
1521-W	450 x 32mm	20	Poly bag
1523-W	600 x 32mm	10	Poly bag
3766-W	750 x 32mm	10	Poly bag
1525-W	900 x 32mm	10	Poly bag
1527-W	1200 x 32mm	10	Poly bag

WHITE RIPPLE

Product Code	Size	Box Quantity	Packaging
3988	300 x 32mm	20	Poly bag
3989	450 x 32mm	20	Poly bag
3990	600 x 32mm	10	Poly bag
3991	750 x 32mm	10	Poly bag
3992	900 x 32mm	10	Poly bag
3993	1200 x 32mm	10	Poly bag

ALMOND IVORY

Product Code	Size	Box Quantity	Packaging
1517-AI	300 x 32mm	20	Poly bag
1521-AI	450 x 32mm	20	Poly bag
1523-AI	600 x 32mm	10	Poly bag
3766-AI	750 x 32mm	10	Poly bag
1525-AI	900 x 32mm	10	Poly bag
1527-AI	1200 x 32mm	10	Poly bag

ALMOND IVORY RIPPLE

Product Code	Size	Box Quantity	Packaging
3994	300 x 32mm	20	Poly bag
3995	450 x 32mm	20	Poly bag
3996	600 x 32mm	10	Poly bag
3997	750 x 32mm	10	Poly bag
3998	900 x 32mm	10	Poly bag
3999	1200 x 32mm	10	Poly bag



1521-AI |
ALMOND IVORY



3995 | ALMOND
IVORY RIPPLE

DISPLAY PACK GRAB RAILS

Lencare has designed a small, select range of 32mm grab rails for retail purposes. As some businesses need products aimed at the end user, our range of display packaged grab rails is a smart choice for those concerned. These products are displayed in a cardboard outer that clearly shows the finish and allows the customer to feel the product without ripping the package apart. Best of all is its strong and robust design that will not fatigue like all the hang pack versions currently do. This keeps that section of the shop neat and appealing rather than the eyesore that it becomes with inferior packaging. Available in limited popular sizes in brushed and polished stainless steel.

Product Code	Size	Finish
1517DP	300 x 32mm	Brushed stainless steel
1521DP	450 x 32mm	Brushed stainless steel
1523DP	600 x 32mm	Brushed stainless steel
1517PDP	300 x 32mm	Polished stainless steel
1521PDP	450 x 32mm	Polished stainless steel
1523PDP	600 x 32mm	Polished stainless steel



»Lencare Grab Rail Concealed Fix 25mm

FEATURES OF THE RANGE ARE:

- › Made to industry standards and of 304 grade stainless steel
- › A vast range of different lengths to choose from; 300mm up to 1200mm (some finishes only)
- › Rail diameter size of 25mm
- › Offers five hole fixing flexibility which provides the installer with a wider option of fitting points where inconsistency behind the walls may occur
- › Finished off with a snug fitting concealed cover plate
- › Screws & wall plugs provided
- › Available in finishes of satin stainless steel, polished stainless steel, white, white ripple, almond ivory and almond ivory ripple
- › Length is measured centre to centre
- › Sold individually or in the box quantities as shown



1505

BRUSHED STAINLESS STEEL


Product Code	Size	Box Quantity	Packaging
1505	300 x 25mm	20	Poly bag
1509	450 x 25mm	20	Poly bag
1511	600 x 25mm	10	Poly bag
1519	750 x 25mm	10	Poly bag
1513	900 x 25mm	10	Poly bag
1515	1200 x 25mm	10	Poly bag




3468

POLISHED STAINLESS STEEL

Product Code	Size	Box Quantity	Packaging
3468	300 x 25mm	20	Poly bag
3470	450 x 25mm	20	Poly bag
3471	600 x 25mm	10	Poly bag
3493	750 x 25mm	10	Poly bag
3494	900 x 25mm	10	Poly bag



3424



3483

WHITE

Product Code	Size	Box Quantity	Packaging
3424	300 x 25mm	20	Poly bag
3425	450 x 25mm	20	Poly bag
3426	600 x 25mm	10	Poly bag
3807	750 x 25mm	10	Poly bag
3786	900 x 25mm	10	Poly bag

WHITE RIPPLE

Product Code	Size	Box Quantity	Packaging
3270	300 x 25mm	20	Poly bag
3271	450 x 25mm	20	Poly bag
3272	600 x 25mm	10	Poly bag
3273	750 x 25mm	10	Poly bag
3274	900 x 25mm	10	Poly bag

ALMOND IVORY

Product Code	Size	Box Quantity	Packaging
3483	300 x 25mm	20	Poly bag
3484	450 x 25mm	20	Poly bag
3485	600 x 25mm	10	Poly bag
3486	750 x 25mm	10	Poly bag
3487	900 x 25mm	10	Poly bag

ALMOND IVORY RIPPLE

Product Code	Size	Box Quantity	Packaging
3275	300 x 25mm	20	Poly bag
3276	450 x 25mm	20	Poly bag
3277	600 x 25mm	10	Poly bag
3278	750 x 25mm	10	Poly bag
3279	900 x 25mm	10	Poly bag



»Lencare Grab Rail Exposed Fix 32mm

FEATURES OF THE RANGE ARE:

- › Made to industry standards and of 304 grade stainless steel
- › A range of different lengths to choose from; 300mm up to 1200mm (some finishes only)
- › Rail diameter size of 32mm
- › Offers three hole fixing flexibility which provides the installer with a wider option of fitting points where inconsistency behind the walls may occur
- › Countersunk exposed fixing holes provides a neat appearance
- › Screws & wall plugs provided
- › Available in finishes of satin stainless steel, polished stainless steel, peened (firm grip) stainless steel, white and almond ivory
- › Length is measured centre to centre
- › Sold individually or in the box quantities as shown



1516

BRUSHED STAINLESS STEEL

Product Code	Size	Box Quantity	Packaging
1516	300 x 32mm	20	Poly bag
1520	450 x 32mm	20	Poly bag
1522	600 x 32mm	10	Poly bag
3768	750 x 32mm	10	Poly bag
1524	900 x 32mm	10	Poly bag
1526	1200 x 32mm	10	Poly bag

POLISHED STAINLESS STEEL

Product Code	Size	Box Quantity	Packaging
1471	300 x 32mm	20	Poly bag
1475	450 x 32mm	20	Poly bag
1477	600 x 32mm	10	Poly bag
1479	750 x 32mm	10	Poly bag
1481	900 x 32mm	10	Poly bag
1478	1200 x 32mm	10	Poly bag

PEENED (FIRM GRIP) STAINLESS STEEL

Product Code	Size	Box Quantity	Packaging
1482	300 x 32mm	20	Poly bag
1483	450 x 32mm	20	Poly bag
1484	600 x 32mm	10	Poly bag
1485	750 x 32mm	10	Poly bag
1486	900 x 32mm	10	Poly bag
1487	1200 x 32mm	10	Poly bag

WHITE

Product Code	Size	Box Quantity	Packaging
3783	300 x 32mm	20	Poly bag
3784	450 x 32mm	20	Poly bag
3785	600 x 32mm	10	Poly bag


ALMOND IVORY

Product Code	Size	Box Quantity	Packaging
3800	300 x 32mm	20	Poly bag
3801	450 x 32mm	20	Poly bag
3802	600 x 32mm	10	Poly bag

»Lencare Grab Rail Exposed Fix 25mm

FEATURES OF THE RANGE ARE:

- › Made to industry standards and of 304 grade stainless steel
- › A range of different lengths to choose from; 300mm up to 1200mm (some finishes only)
- › Rail diameter size of 25mm
- › Offers three hole fixing flexibility which provides the installer with a wider option of fitting points where inconsistency behind the walls may occur
- › Countersunk exposed fixing holes provides a neat appearance
- › Screws & wall plugs provided
- › Available in finishes of satin stainless steel, polished stainless steel, peened (firm grip) stainless steel, white and almond ivory
- › Length is measured centre to centre
- › Sold individually or in the box quantities as shown



1504

BRUSHED STAINLESS STEEL

Product Code	Size	Box Quantity	Packaging
1504	300 x 25mm	20	Poly bag
1508	450 x 25mm	20	Poly bag
1510	600 x 25mm	10	Poly bag
1530	750 x 25mm	10	Poly bag
1512	900 x 25mm	10	Poly bag
1514	1200 x 25mm	10	Poly bag

POLISHED STAINLESS STEEL

Product Code	Size	Box Quantity	Packaging
1455	225 x 25mm	20	Poly bag
1457	300 x 25mm	20	Poly bag
1459	375 x 25mm	20	Poly bag
1461	450 x 25mm	20	Poly bag
1463	600 x 25mm	10	Poly bag
1465	750 x 25mm	10	Poly bag
1467	900 x 25mm	10	Poly bag
1469	1200 x 25mm	10	Poly bag

PEENED (FIRM GRIP) STAINLESS STEEL

Product Code	Size	Box Quantity	Packaging
1458	300 x 25mm	20	Poly bag
1462	450 x 25mm	20	Poly bag
1464	600 x 25mm	10	Poly bag
1447	750 x 25mm	10	Poly bag
1448	900 x 25mm	10	Poly bag
1449	1200 x 25mm	10	Poly bag

WHITE

Product Code	Size	Box Quantity	Packaging
3724	300 x 25mm	20	Poly bag
3725	450 x 25mm	20	Poly bag
3735	600 x 25mm	10	Poly bag
3736	750 x 25mm	10	Poly bag
3737	900 x 25mm	10	Poly bag

ALMOND IVORY

Product Code	Size	Box Quantity	Packaging
3777	300 x 25mm	20	Poly bag
3778	450 x 25mm	20	Poly bag
3779	600 x 25mm	10	Poly bag

TEST CERTIFICATE

For full test details refer to MTS Test Report MT-12/248-A

CLIENT: LENCARE
 ATT: RICHARD DRAYTON
 B1 2-6 GREENHILLS AVE
 MOOREBANK NSW 2170

TEST DATE: MAY 23RD 2012

STANDARD REFERENCE: AS1428.1-2009
 Design for Access and Mobility
 Part 1: General Requirements for Access-New Building Work
 Clause 17 (c), load was to be applied at a constant rate until the nominated proof load of **1100 Newtons** was achieved.

PRODUCT IDENTIFICATION:
 Product Code: 3109
 Description: Grab Rail Single Hole 32mm 600mm BRSH SS
 Tube Diameter: 32mm (nom.)
 Tube Material: Stainless Steel
 Grabrail Length: 600mm (Centre to Centre)
 Elbow/Flange connection: Single Hole

TEST PROCEDURE:

The grabrails were assembled and fixed to a length of timber beam (90mm x 45mm Grade MGP10 Pine) which was in turn secured to the base plate of a testing machine. In order to simulate the grabbing action of a human hand, a fabric lifting sling was wrapped around the grabrail tubing. The end of the sling was then coupled to the testing machine's loading device. Load testing was conducted at the mid-span position and at one end of the grabrail test item. At both loading points, load was applied in the horizontal outward direction (tension action of screw fasteners) and in the vertical downward direction (shearing action of screw fasteners). Once the nominated proof load was applied the load was maintained for 60 seconds and the grabrail was examined for signs of distress including excessive bending and fastener withdrawal. Once the 60s proof test period had elapsed, load testing was continued until the peak force was achieved and failure of the grabrail or connection occurred.

LOAD TEST OBSERVATIONS:

End flange vertical load test The grabrail supported the proof load test without failure or excessive deformation. Upon reloading the grabrail, a peak load of **4570N** was achieved.

Mid-span vertical load test The grabrail supported the proof load test without failure or excessive deformation. Upon reloading the grabrail, a peak load of **3004N** was achieved.

End flange horizontal outward load test The grabrail supported the proof load test without failure or excessive deformation. Upon reloading the grabrail, a peak load of **7478N** was achieved.

Mid-span Horizontal outward load test The grabrail supported the proof load test without failure or excessive deformation. Upon reloading the grabrail a peak load of **3647N** was achieved.

TEST COMMENTS:

In accordance with AS 1428.1 Clause 17 (c), the test item as reported as passed the specified proof load testing requirements of **1100 Newtons**. The factor of safety computed on the lowest recorded test load of 3004N is computed to be 2.73.

»Lencare Single Hole Grab Rail 32mm

This model is a single hole flange in the industry standard size of 32mm and is useful in applications where fixing or limited space presents a problem. Ideally fitted in a vertical manner and is useful in fitting to narrow situations, such as on architraves.

FEATURES OF THE RANGE ARE:

- › Made to industry standards and of 304 grade stainless steel
- › Available in exposed fixing only, with a single hole fixing on each end
- › Rail diameter of 32mm
- › Countersunk exposed fixing holes provides a neat appearance
- › Sizes of 300, 450 & 600mm
- › Screws & wall plugs provided
- › Available in the finishes of brushed stainless steel, white and almond ivory
- › Sold individually or in the box quantities as shown



3107

MODEL DETAILS

Product Code	Size	Box Quantity	Packaging
3107	300mm	20	Poly bag
3108	450mm	20	Poly bag
3109	600mm	10	Poly bag

WHITE

Product Code	Size	Box Quantity	Packaging
3107W	300mm	20	Poly bag
3108W	450mm	20	Poly bag
3109W	600mm	10	Poly bag

ALMOND IVORY

Product Code	Size	Box Quantity	Packaging
3107A-I	300mm	20	Poly bag
3108A-I	450mm	20	Poly bag
3109A-I	600mm	10	Poly bag

»Lencare Single Hole Flat Flange Grab Rail 32mm

This model is a variation on the Lencare 32mm single hole rail. It has a flat flange and is suitable to fit in conjunction with other flat ended products, particularly within the modular family of products.

FEATURES INCLUDE:

- › Has a flat flange and this design allows it to be used with other flat flanged modular products, such as elbow ends, corner elbows, even exposed grab rails. It maintains a uniform appearance in the one room.
- › Rail diameter of 32mm
- › Made to industry standards and of 304 grade stainless steel
- › Available in exposed fixing only, with a single hole fixing on each end
- › Sizes of 300, 450 & 600mm
- › Screws provided
- › Available in the finishes of brushed stainless steel, white and almond ivory
- › Sold individually or in the box quantities as shown



3207

MODEL DETAILS

Product Code	Size	Box Quantity	Packaging
3207	300mm	20	Poly bag
3208	450mm	20	Poly bag
3209	600mm	10	Poly bag

WHITE

Product Code	Size	Box Quantity	Packaging
3207W	300mm	20	Poly bag
3208W	450mm	20	Poly bag
3209W	600mm	10	Poly bag

ALMOND IVORY

Product Code	Size	Box Quantity	Packaging
3207A-I	300mm	20	Poly bag
3208A-I	450mm	20	Poly bag
3209A-I	600mm	10	Poly bag



»Lencare Single Hole Grab Rail 25mm

This model is a single hole flange and is useful in applications where fixing or limited space presents a problem. This range is 25mm in diameter. They are suitable in situations where fixing space is limited and are ideally suited in a vertical fixing on architraves around doors.

FEATURES OF THE RANGE ARE:

- › Made of 304 grade stainless steel
- › Available in exposed fixing only, with a single hole fixing on each end
- › Rail diameter of 25mm
- › Countersunk exposed fixing holes provides a neat appearance
- › A vast range of different lengths to choose from; 225mm (some models) up to 900mm, refer to below table
- › Screws & plugs provided
- › Finish options of polished stainless steel, peened (firm grip), white, white ripple, almond ivory and almond ivory ripple
- › Length is measured centre to centre
- › Sold individually or in the box quantities as shown

POLISHED STAINLESS STEEL

Product Code	Size	Box Quantity	Packaging
3767	225 x 25mm	20	Poly bag
3462	300 x 25mm	20	Poly bag
3463	450 x 25mm	20	Poly bag
3464	600 x 25mm	20	Poly bag
3740	750 x 25mm	10	Poly bag
3761	900 x 25mm	10	Poly bag

PEENED (FIRM GRIP) STAINLESS STEEL

Product Code	Size	Box Quantity	Packaging
3717	300 x 25mm	20	Poly bag
3718	450 x 25mm	20	Poly bag
3719	600 x 25mm	20	Poly bag
3775	750 x 25mm	10	Poly bag
3776	900 x 25mm	10	Poly bag

WHITE

Product Code	Size	Box Quantity	Packaging
3723	300 x 25mm	20	Poly bag
3765	450 x 25mm	20	Poly bag
3838	600 x 25mm	20	Poly bag



3723

WHITE RIPPLE

Product Code	Size	Box Quantity	Packaging
3723W-R	300 x 25mm	20	Poly bag
3765W-R	450 x 25mm	20	Poly bag
3838W-R	600 x 25mm	20	Poly bag

ALMOND IVORY

Product Code	Size	Box Quantity	Packaging
3780	300 x 25mm	20	Poly bag
3781	450 x 25mm	20	Poly bag
3782	600 x 25mm	20	Poly bag

ALMOND IVORY RIPPLE

Product Code	Size	Box Quantity	Packaging
3780A-I-R	300 x 25mm	20	Poly bag
3781A-I-R	450 x 25mm	20	Poly bag
3782A-I-R	600 x 25mm	20	Poly bag

Lencare New Sliding Grab Rail 32mm



3532-1000

As a result of customer feedback, in 2013 Lencare decided to alter the design of a long serving product, that being the sliding grab rail. The decision to do so was based around the need to bring the old product more into line with modern expectations of performance and improved looks. Using the existing framework, Lencare opted for a squared off fixed end and changed the sliding component of the rail to a more workable undersling design. With both the fixed and sliding ends complete with covered flanges, the immediate aesthetic appearance improved dramatically. The new model is called the "3532 series". The original model is still available for those who prefer, but now the choice is entirely yours.

FEATURES INCLUDE:

- › Made to industry standards and of 304 grade stainless steel
- › Operates with one fixed end and the other end will slide along the length of the rail until the desired fixing point has been located. Once the fixing point has been found, cut the rail to suit and secure the sliding undersling bracket
- › The squared off end will fit hard into a corner if needed. Alternatively, if the rail is not required to fit into a corner and a round flange is preferred, you can purchase a round flange separately (N3-FC-RND). Simply remove the squared flange and replace with the other. This can then offer a uniformed round flange look on both ends
- › The sliding rail bracket has an undersling that allows a full 270 degree hand movement over the rail. The bracket also has a threaded grub screw locating fixing. An allen key is supplied with the unit
- › The sliding bracket is bevelled on either side, allowing a smooth hand travel along the rail
- › There is a plastic plug in the end of the tube, providing a neat and professional finish on the 'cut' end
- › Different lengths of 750mm and 1000mm to choose from
- › Only available in a 32mm diameter
- › Concealed fixing
- › Additional brackets can be supplied if more fixing points are required (3532-1)
- › Available in a brushed stainless steel finish
- › Screws & wall plugs provided
- › Sold individually or in the box quantities as shown

MODEL DETAILS

Product Code	Size	Box Quantity	Packaging
3532-750	750 x 32mm	10	Poly bag
3532-1000	1000 x 32mm	10	Poly bag

SPARE PARTS

Product Code	Description
3532-1	Sliding rail bracket grub screw fixing SS



3532-1 BRACKET

»Lencare Sliding Grab Rail 32mm



3530-1000

This model rail, the 3530 series, is the original sliding rail unit. It is made with one fixed end and one sliding bracket that can be positioned where a stud exists behind a wall.

FEATURES INCLUDE:

- › Made to industry standards and of 304 grade stainless steel
- › Operates with one fixed end and the other end will slide along the length of the rail until the desired fixing point has been located. Once the fixing point has been found, cut the rail to suit and secure the sliding bracket
- › The sliding brackets have a hole pre drilled in them, which a screw or rivet can be utilised to secure the two parts together
- › There is a plastic plug in the end of the tube, this provides a neat and professional finish on the 'cut' end
- › Different lengths of 750mm and 1000mm to choose from
- › Rail diameter size is 32mm
- › Visible fixing only
- › Additional brackets only can be supplied if more fixing points are required (3530-1)
- › Available in a brushed stainless steel finish
- › Screws & wall plugs provided
- › Sold individually or in the box quantities as shown

MODEL DETAILS

Product Code	Size	Box Quantity	Packaging
3530-750	750 x 32mm	10	Poly bag
3530-1000	1000 x 32mm	10	Poly bag

SPARE PARTS

Product Code	Description
3530-1	Spare bracket to suit 32mm model



3530
SECURE WITH
SCREW OR RIVET



END BRACKET
OF THE 3530

»Lencare Sliding Grab Rail 25mm

This rail offers the same features and physical appearance as the 3530 (32mm) sliding rail unit, but is of 25mm diameter.

FEATURES INCLUDE:

- › Made of 304 grade stainless steel
- › Operates with one fixed end and the other end will slide along the length of the rail until the desired fixing point has been located. Once the fixing point has been found, cut the rail to suit and secure the sliding bracket
- › There is a plastic plug in the end of the tube, this provides a neat and professional finish on the 'cut' end
- › Different lengths of 750mm and 1000mm to choose from
- › Rail diameter size is 25mm
- › Visible fixing only
- › Additional brackets only can be supplied if more fixing points are required (3429-1)
- › Available in a brushed stainless steel finish
- › Screws & wall plugs provided
- › Sold individually or in the box quantities as shown



3429



MODEL DETAILS

Product Code	Size	Box Quantity	Packaging
3429-750	750 x 25mm	10	Poly bag
3429-1000	1000 x 25mm	10	Poly bag

SPARE PARTS

Product Code	Description
3429-1	Spare bracket to suit 25mm model



TEST CERTIFICATE

For full test details refer to MTS Test Report MT-12/248-C

CLIENT: LENCARE
ATT: RICHARD DRAYTON
B1 2-6 GREENHILLS AVE
MOOREBANK NSW 2170

TEST DATE: JUNE 8TH 2012

STANDARD REFERENCE: AS1428.1-2009
Design for Access and Mobility
Part 1: General Requirements for Access-New Building Work
Clause 17 (c), load was to be applied at a constant rate until the nominated proof load of **1100 Newtons** was achieved.

PRODUCT IDENTIFICATION:

Product Code: LK030
Description: Drop Down GR RL TRH
35x775x195mm BSS

Tube Diameter: 35mm (nom.)
Tube Material: Stainless Steel
Grabrail Length: 775mm (Overall)
Hinge/Plate connection: 8 fastener holes

TEST PROCEDURE:

The grabrail was assembled and fixed to a vertical timber stud member (90mm x 45mm Grade MGP10 Pine), which was in turn secured to the base plate of a testing machine (see Fig.2). Load was applied 0.5m out from the grabrail's hinge mechanism. The loading direction was vertically downward and was applied as a concentrated force, acting directly against the SS tube. Due to the drop down grabrail's primary purpose of supporting downward force, no attempt was made to test the grabrail for lateral loading whereby the device was deemed to have insufficient strength to support lateral loads equivalent to the downward action effect. Once the nominated proof load was applied the load was maintained for 60 seconds and the grabrail was examined for signs of distress including excessive bending and fastener withdrawal. Once the 60s proof test period had elapsed, load testing was continued until the peak force was achieved and failure of the grabrail or connection occurred.

LOAD TEST OBSERVATIONS:

The grabrail supported the proof test load of 1100N without failure and there was no sign of excessive bending, plastic deformation or withdrawal of the screw fasteners. Upon ultimate load testing a peak force of **3385N** was recorded before the upper most screw fastener withdrew from the timber. Post test examination of the fold down grabrail revealed localised indentation of the tube had occurred at the point of application of load. There was no other damage to the grabrail or hinge plate connection itself.

TEST COMMENTS:

In accordance with AS 1428.1 Clause 17 (c), the test item as reported herein has passed the specified proof load testing requirements of 1100 Newtons.


The factor of safety based on the ultimate test load of 3385N is computed to be 3.08.

»Lencare Drop Down Grab Rails


In addition to their range of grab rails, Lencare offer a small but select series of drop down rails for the aged and disabled industry. The product has been tested locally. They meet and surpass Australian Standards.

FEATURES INCLUDE:

- › Designed to offer support to individuals as they either rise from or lower to a toilet seat
- › Can be lifted up and placed out of the way, so as not to interfere with either entering or exiting
- › Provided with a rubber stop that prevents the arm banging into the wall
- › Once the drop down arm is lifted, it is sufficiently tensioned to remain in its upright position until lowered manually by the next user
- › Two sizes to choose from; 800mm & 900mm
- › The 800mm model projects 800mm from the wall in a lowered position and is 195mm high
- › The other model projects 900mm and is 195mm high
- › Rail diameter size of 35mm
- › Wide stainless steel plate 300mm x 100mm x 2mm for fixing with 8 fixing points providing multiple fitting options
- › Model options of with or without a toilet roll holder
- › Ideal for the aged and bariatric
- › Made of 304 grade stainless steel and supplied in a brushed finish
- › Can be powder coated to individual requirements
- › Neat appearance offers appeal to all establishments
- › Screws and wall plugs provided



LK030



LK031

BRUSHED STAINLESS STEEL

Product Code	Model	Size
LK031	Standard	800 x 35 x 195mm
LK030	With toilet roll holder	800 x 35 x 195mm
LK031-900	Standard	900 x 35 x 195mm
LK030-900	With toilet roll holder	900 x 35 x 195mm



Lencare Shower Recess Grab Rail


This waist high shower rail has been designed by Lencare in conjunction with home modification experts. The need to have a one piece unit was paramount when designing this item, as many services were putting two separate rails together, or using modular products to achieve a similar result. The new rail serves the purpose of ease of installation for the tradesman, as well as a much more pleasing end result for the home owner.

FEATURES OF THE RANGE ARE:

- › A one piece body that fits neatly into the corner of a shower recess
- › Supplied with 2 free moving sliding brackets that can be positioned wherever the studs are located behind the shower recess
- › The sliding brackets have a hole pre drilled in them, allowing a screw or rivet to be utilised to secure the two parts together
- › The fixing points are in the corner of the shower and by the two sliding brackets, which gives the flexibility to position them where the studs are located, offering plenty of stability
- › Can be trimmed to suit required size
- › Supplied with 2 black plastic stop ends so if the item does need to be shortened, inserting the plugs on the cut end(s) keeps a neat and safe appearance
- › Measures 1000mm x 1000mm and is 32mm in diameter
- › Made of 304 grade stainless steel
- › For those concerned with obtaining an uninterrupted 270 degree of hand clearance, the option is to use a standard undersling (3922) in preference to the sliding rail brackets
- › Another fitting option is to finish off the rail by using end brackets (N3908) if a return back to the wall is required
- › Sold individually or in the box quantities as shown

BRUSHED STAINLESS STEEL

Product Code	Bracket Style	Box Quantity
3203SR	Sliding	4



»Lencare Shower Recess Grab Rail with Concealed Flanges

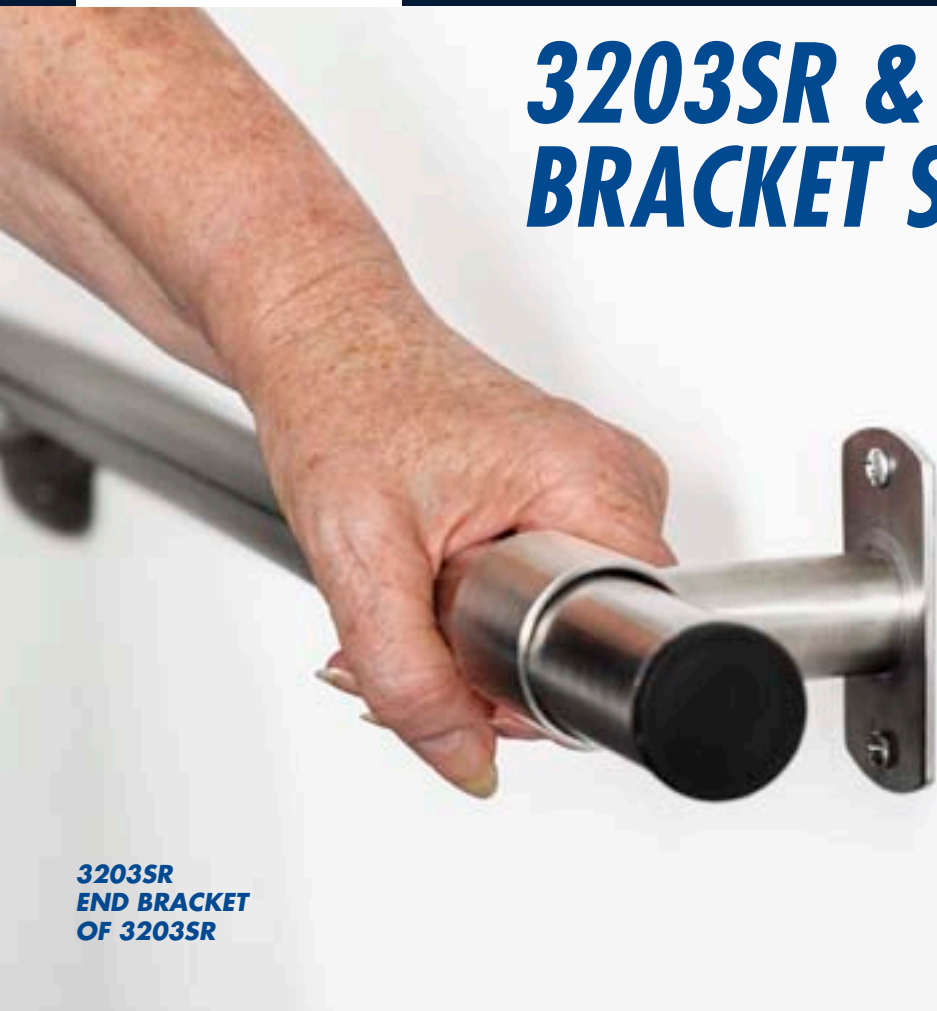
A variation on the 3203SR model, is known as 3203SR-3532. The difference between the two models is that this one uses undersling brackets, unlike the original. It offers all the same basic features, same size and benefits of the 3203SR model. It uses the same body, but the different brackets offer hand movement alternatives and perhaps advantages that may appeal in different situations. The brackets have allen key fixing and each bracket is supplied with the tightening key. It also uses the standard grab rail flange that offers 5 hole concealed fixing.

BRUSHED STAINLESS STEEL

Product Code	Bracket Style	Box Quantity
3203SR-3532	Undersling	4



3203SR & 3203SR-3532 BRACKET SYSTEM



3203SR
END BRACKET
OF 3203SR



3203SR
SECURE WITH
A SCREW OR
RIVET



3203SR-3532



3203SR-3532
TIGHTEN WITH
ALLEN KEY

LENCARE MODULAR GRAB RAILS

Lencare has offered a modular selection of products for many years now. The modular range offers a series of set lengths of 32mm tubing and a selection of related componentry, allowing you to create your own grab rails, either in the workshop or on site. This range has been embraced by all sections of the health care industry and is used extensively within the home modification industry. It has proven its value over many years and is highly recommended by both builders and occupational therapists.



N3908

Elbow End with Concealed Flange

The N3908 product is the cornerstone of the modular product range. Being a pair of ends, this product would more than likely be used in the large majority of installations. For simple rail installs, cut the tubing to the length required and fit the tube onto each elbow end. There is a requirement to secure the rail to the ends and installers have preferred methods of doing this. It can be by using adhesive between the cut rail and the swaged elbow end. Some prefer to use silicone, while others prefer to use pop rivets or secure with a self tapping screw beneath the rail itself. All methods work equally well, the choice is for the individual concerned. Like all Lencare modular components, they are precision machined to fit securely and are a well finished product, designed for a client's home, whether fitted inside or out. All modular components are supplied with dress rings to cover the cut end of the tube and provide a neat, professional looking finish.

This product is a pair of modular 90 degree elbow ends with a concealed flange. Available in finishes of brushed stainless steel, powder coated white or powder coated almond ivory. Sold individually (pairs) or in the box quantities as shown.

MODEL DETAILS


Product Code	Finish	Box Quantity
N3908	Stainless Steel	10
N3908W	White	10
N3908A-I	Almond Ivory	10

»Lencare Modular Grab Rail Tube

This product selection is the range of stainless steel tubing essential for the Lencare modular series. This tubing is designed to work with the modular componentry and is supplied in different lengths and finishes.

FEATURES INCLUDE:

- › All tubing is made to the industry standard of 32mm
- › Made of 304 grade stainless steel
- › Supplied in lengths of 1000, 2000 and 3000mm (3000mm in brushed stainless steel only)
- › To be used with tools designed to cut through stainless steel, whether with blades on drop saws, angle grinders or by cutting with a hacksaw blade designed for cutting stainless steel
- › Sold in finishes to match the componentry of stainless steel, white and almond ivory. Additional finishes of white ripple and almond ivory ripple are available. There is also a peened stainless steel range of tubing available, which will work with the stainless steel modular fittings
- › Please note that the modular components are available in stainless steel, white and almond ivory. Nevertheless, by using like coloured tubing and parts, the same effect can be achieved, e.g. a white ripple tube will still be compatible with a white modular end, almond ivory ripple tubing matches with almond ivory ends etc
- › Sold individually or in the box quantities as shown



3911

BRUSHED STAINLESS STEEL

Product Code	Size	Box Quantity
3911	1000mm	20
3912	2000mm	10
3924	3000mm	10

PEENED

Product Code	Size	Box Quantity
3913	1000mm	20
3914	2000mm	10

WHITE

Product Code	Size	Box Quantity
3932W	1000mm	20
3933W	2000mm	10

WHITE RIPPLE


Product Code	Size	Box Quantity
3934W-R	1000mm	20
3935W-R	2000mm	10

ALMOND IVORY

Product Code	Size	Box Quantity
3932A-I	1000mm	20
3933A-I	2000mm	10

ALMOND IVORY RIPPLE

Product Code	Size	Box Quantity
3934A-I-R	1000mm	20
3935A-I-R	2000mm	10



»Corner Elbow End with Concealed Flange

This product is a pair of modular 90 degree elbow ends with a straight edged flange. The flange is designed in such a way that it can butt up hard against a wall. This model is exactly the same design as the N3915 model, the difference being that it's provided with flange covers to offer a neater more finished look. Available in finishes of brushed stainless steel as standard. Powder coated white or almond ivory are available upon request. Sold individually (pairs) or in the box quantities as shown.




N3927

MODEL DETAILS

Product Code	Finish	Box Quantity
N3927	Brushed stainless steel	20

SPARE PARTS

Product Code	Description
N3-FC-SQ	Square flange cover 32mm



N3-FC-SQ

»Corner Elbow End

This product is a pair of modular 90 degree elbow ends with a straight edged flange. The flange is designed in such a way that it can butt up hard against a wall if it is difficult to secure a round rose flange. If a more finished look is required, use N3927, which is the same product, but with flange covers. Available in finishes of brushed stainless steel, powder coated white or powder coated almond ivory. Sold individually (pairs) or in the box quantities as shown.



N3915

MODEL DETAILS

Product Code	Finish	Box Quantity
N3915	Stainless Steel	10
N3915W	White	10
N3915A-I	Almond Ivory	10

»»Elbow End with Single Hole Fixing

This product is a modular 90 degree elbow end with a tapered flange and a single hole fixing. This is designed to be used in areas where the lack of fitting space does not allow conventional flanges to be used, e.g. architraves, etc. Available in finishes of brushed stainless steel, powder coated white or powder coated almond ivory. Sold individually (pairs) or in the box quantities as shown.

MODEL DETAILS

Product Code	Finish	Box Quantity
N3926	Brushed stainless steel	20
N3926W	White	20
N3926A-I	Almond Ivory	20



N3926

»»Bend 90°

This product is a modular 90 degree elbow. Available in finishes of brushed stainless steel, powder coated white or powder coated almond ivory. Sold individually or in the box quantities as shown.

MODEL DETAILS

Product Code	Finish	Box Quantity
N3901	Brushed stainless steel	40
N3901W	White	40
N3901A-I	Almond Ivory	40



N3901

»»Bend 40°

This product is a modular 40 degree bend. Available in finishes of brushed stainless steel, powder coated white or powder coated almond ivory. Sold individually or in the box quantities as shown.

MODEL DETAILS

Product Code	Finish	Box Quantity
N3902	Brushed stainless steel	40
N3902W	White	40
N3902A-I	Almond Ivory	40



N3902

»»Bend 30°

As a variation of the standard N3902, this bend is a 30 degree angle. It gives a little variation and the 30 degree option is becoming increasingly popular. Sold individually or in the box quantities as shown.

MODEL DETAILS

Product Code	Finish	Box Quantity
N3902-30D	Brushed stainless steel	40



N3902-30D

»Straight End

This product is a modular straight end with a concealed flange. It has an overall length of 150mm. An extended length of 220mm is available if needed (N3907EXT). Available in finishes of brushed stainless steel, powder coated white or powder coated almond ivory. Sold individually or in the box quantities as shown.



N3907

MODEL DETAILS

Product Code	Finish	Box Quantity
N3907	Brushed stainless steel	20
N3907W	White	20
N3907A-I	Almond Ivory	20

»Straight End Extended

This product is an extended length modular straight end with a concealed flange. The overall length of the unit is 220mm, which is 70mm more than the standard N3907 model. The N3907EXT is only available in a brushed stainless steel finish. Finishes of powder coated white and almond ivory can be ordered in. Sold individually or in the box quantities as shown.



N3907EXT

MODEL DETAILS

Product Code	Finish	Box Quantity
N3907EXT	Brushed stainless steel	20

»Straight End With Elongated Flange

Specially designed to allow fixing right up against a corner stud, yet the elongated plate allows the rail to be fitted 70mm out from the corner. It's longer and wider fixing plate (78 x 109mm) allows it to be used in many different installation options. Ideal for hard to fit situations, old outside toilets, etc. A handy addition to the workshop as a part like this can be utilised in many tricky situations. Sold individually or in the box quantities as shown.



N3928

MODEL DETAILS

Product Code	Finish	Box Quantity
N3928	Stainless steel	20

»Hand Rail Support

This product is a modular hand rail support with a concealed flange (undersling). Available in finishes of brushed stainless steel, powder coated white or powder coated almond ivory. Sold individually or in the box quantities as shown.



3922

MODEL DETAILS

Product Code	Finish	Box Quantity
3922	Brushed stainless steel	20
3922W	White	20
3922A-I	Almond Ivory	20

»Elbow 90° Corner Support

This product is a modular 90 degree horizontal elbow with an exposed right angled flange (undersling). It is purpose made for securing into corner spaces. There is no cover plate for this item due to manufacturing constraints. Available in finishes of brushed stainless steel, powder coated white or powder coated almond ivory. Sold individually or in the box quantities as shown.



N3910

MODEL DETAILS

Product Code	Finish	Box Quantity
N3910	Brushed stainless steel	10
N3910W	White	10
N3910A-I	Almond Ivory	10

»»Elbow 90° Horizontal LH

This product is a modular 90 degree horizontal bend with a concealed flange (undersling) on the right hand side of the product. Available in finishes of brushed stainless steel, powder coated white or powder coated almond ivory. Sold individually or in the box quantities as shown.

MODEL DETAILS

Product Code	Finish	Box Quantity
N3916	Brushed stainless steel	10
N3916W	White	10
N3916A-I	Almond Ivory	10



N3916

»»Elbow 90° Horizontal RH

This product is a modular 90 degree horizontal bend with a concealed flange (undersling) on the left hand side of the product. Available in finishes of brushed stainless steel, powder coated white or powder coated almond ivory. Sold individually or in the box quantities as shown.

MODEL DETAILS

Product Code	Finish	Box Quantity
N3903	Brushed stainless steel	10
N3903W	White	10
N3903A-I	Almond Ivory	10



N3903

»»Elbow 90° Vertical LH

This product is a modular 90 degree vertical elbow with a concealed flange positioned to the right. Available in finishes of brushed stainless steel, powder coated white or almond ivory. Sold individually or in the box quantities as shown.

MODEL DETAILS

Product Code	Finish	Box Quantity
N3917	Brushed stainless steel	8
N3917W	White	8
N3917A-I	Almond Ivory	8



N3917

»»Elbow 90° Vertical RH

This product is a modular 90 degree vertical elbow with a concealed flange positioned to the left. Available in finishes of brushed stainless steel, powder coated white or almond ivory. Sold individually or in the box quantities as shown.

MODEL DETAILS

Product Code	Finish	Box Quantity
N3904	Brushed stainless steel	8
N3904W	White	8
N3904A-I	Almond Ivory	8



N3904

»»Elbow Vertical Corner Centred Flange

The N3920 offers the same effect as the N3917, however the noticeable difference is the positioning of the flange. The flange is centred into the corner rather than to the right. This allows the product to be fixed as close to a corner stud as possible. Available in a brushed stainless steel finish as standard, while finishes of powder coated white or powder coated almond ivory are available upon request. Sold individually or in the box quantities as shown.

MODEL DETAILS

Product Code	Finish	Box Quantity
N3920	Brushed stainless steel	20
N3920W	White	20
N3920A-I	Almond Ivory	20



N3920

»»Elbow Vertical Corner Centred Flange

The N3919 offers the same effect as the N3904, however the noticeable difference is the positioning of the flange. The flange is centred into the corner rather than to the left. This allows the product to be fixed as close to a corner stud as possible. Available in a brushed stainless steel finish as standard, while finishes of powder coated white or powder coated almond ivory are available upon request. Sold individually or in the box quantities as shown.

MODEL DETAILS

Product Code	Finish	Box Quantity
N3919	Brushed stainless steel	20
N3919W	White	20
N3919A-I	Almond Ivory	20



N3919

»»Bend 40° LH

This product is a modular 40 degree horizontal bend with a concealed flange (undersling) on the right hand side. Available in finishes of brushed stainless steel, powder coated white or powder coated almond ivory. Sold individually or in the box quantities as shown.

MODEL DETAILS

Product Code	Finish	Box Quantity
N3918	Brushed stainless steel	10
N3918W	White	10
N3918A-I	Almond Ivory	10



N3918

»»Bend 40° RH

This product is a modular 40 degree horizontal bend with a concealed flange (undersling) on the left hand side. Available in finishes of brushed stainless steel, powder coated white or powder coated almond ivory. Sold individually or in the box quantities as shown.

MODEL DETAILS

Product Code	Finish	Box Quantity
N3909	Brushed stainless steel	10
N3909W	White	10
N3909A-I	Almond Ivory	10



N3909

»Straight Joiner

This product is a modular horizontal straight joiner with a concealed flange (undersling). Available in finishes of brushed stainless steel, powder coated white or powder coated almond ivory. Sold individually or in the box quantities as shown.

MODEL DETAILS

Product Code	Finish	Box Quantity
N3906	Brushed stainless steel	10
N3906W	White	10
N3906A-I	Almond Ivory	10



N3906

»Tee section

This product is a modular tee piece. Available in finishes of brushed stainless steel, powder coated white or powder coated almond ivory. Sold individually or in the box quantities as shown.

MODEL DETAILS

Product Code	Finish	Box Quantity
N3905	Brushed stainless steel	40
N3905W	White	40
N3905A-I	Almond Ivory	40



N3905

Grab-Towel Rail Option

This idea has been developed by home modification installers to solve a recurring problem that has been frustrating for all concerned.

At times, customers have wanted a towel rail replaced with a grab rail. Although a simple enough request, the whole purpose of the install has been diluted by the fact that the client stays with their old habit and now puts the towel over the grab rail, which has potential risks involved.

Lencare in conjunction with home modification installers have manufactured a solution, which is to have a towel rail underneath the grab rail. It can be fitted onto either a new or previous install. It can also be fitted to stainless steel or aluminium tube.

FEATURES INCLUDE:


- › Sold as a pair of elbow ends with 2 ends per packet, dress rings included
- › Works with 19mm stainless steel tubing (1.5mm thickness for added strength)
- › Tubing comes in lengths of 1000 or 2000mm
- › All parts of the system are made of 304 grade stainless steel, except the dress ring

MODEL DETAILS

Product Code	Description	Box Quantity
TGRM-19	Grab-towel rail ends	10

SPARE PARTS

Product Code	Description	Box Quantity
TGRT-1000	Tube 1000mm	20
TGRT-2000	Tube 2000mm	10



TGRM-19

LENCARE SPECIAL APPLICATION GRAB RAILS

Whilst most applications require a 32mm diameter rail, we can supply alternatives of 38mm or 25mm in these same designs. Most rails are supplied with a 5 hole concealed fixing flange, as used on our standard grab rails. In circumstances where a round flange is not suitable, Lencare can offer different fixing options, such as exposed round or exposed rectangular flanges.

Lencare rails are made from 304 grade stainless steel. The option to use a more pure 316 grade stainless steel can be offered if the specific job requires it. Polished stainless steel rails are available upon request and Lencare can offer a powder coating service. Anti slip rails can also be ordered.

To order Lencare's special application grab rails, you will need to provide a drawing of the required rail. It doesn't need to be a masterpiece in drawing terms, however, it is essential that all relevant measurements accompany the drawing and clear instructions relating to positioning of underslings are with the request. Upon receipt of the request, Lencare will return a quote for confirmation purposes and once agreed to by both parties, production will occur. The general lead time is two weeks from placement of order, but some special or powder coated requests could take a little longer.

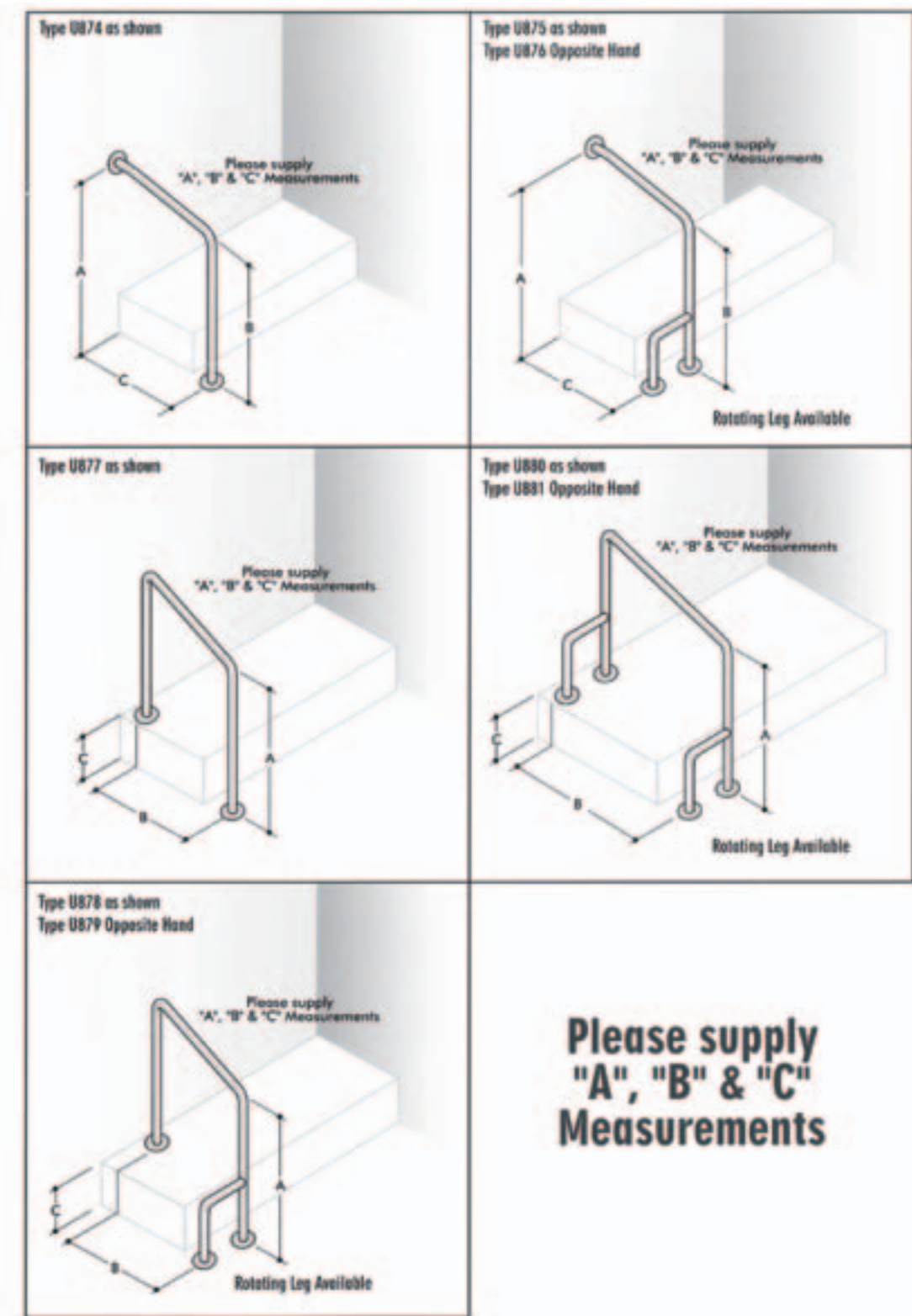
Lencare makes a special range of stainless steel bannister rails for many different purposes. These rails are designed to fit into commercial areas or private dwellings. With our main customer base dealing with the home dweller, Lencare specialises in making rails for the aged and disabled. These rails can be used on exterior steps, internally for bathroom areas, around toilets and just about anywhere a safety rail is required.

As a made to order product, the item is non returnable once ordered. Please ensure that all measurements and details are correct before you submit your order.

The most commonly required rails are featured on the following pages. Use these images as a guide to choosing the style you require. For example, you may want a U870 L shaped rail, so put your required measurements on that image, fax or email it to us and we can quote from that. If you have any doubts at all, please contact our sales office for more information or help.

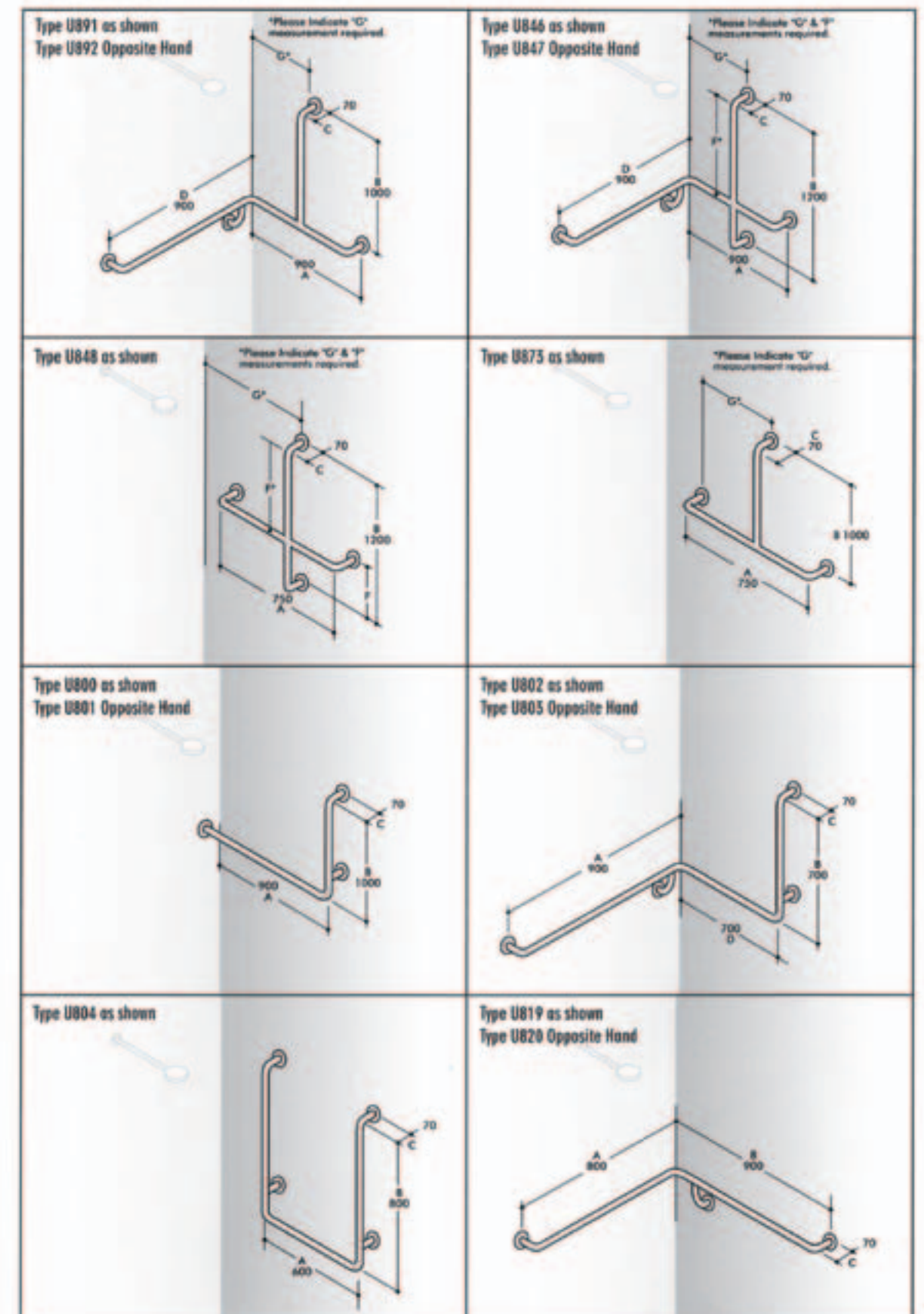
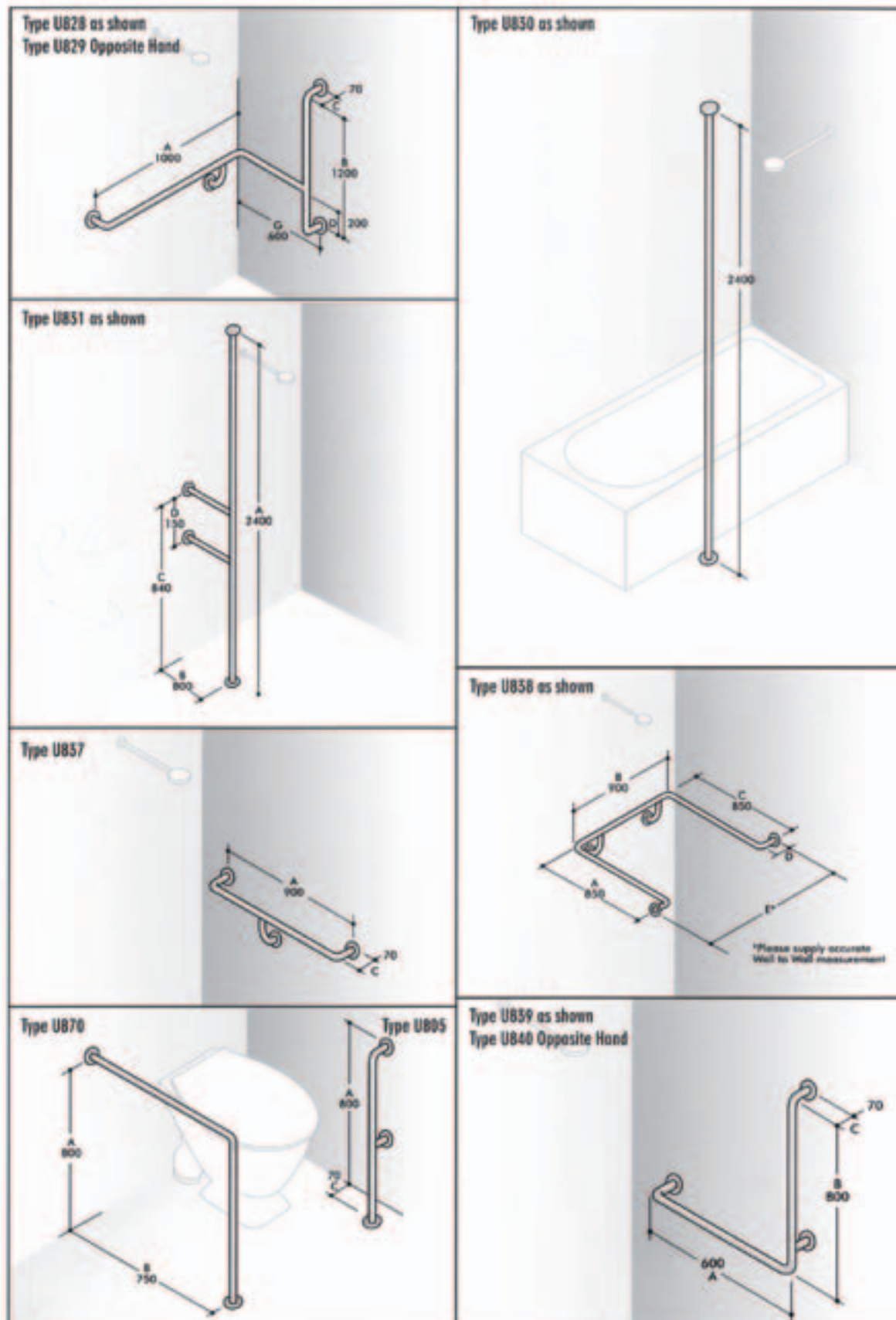


»Grab Rails For Steps



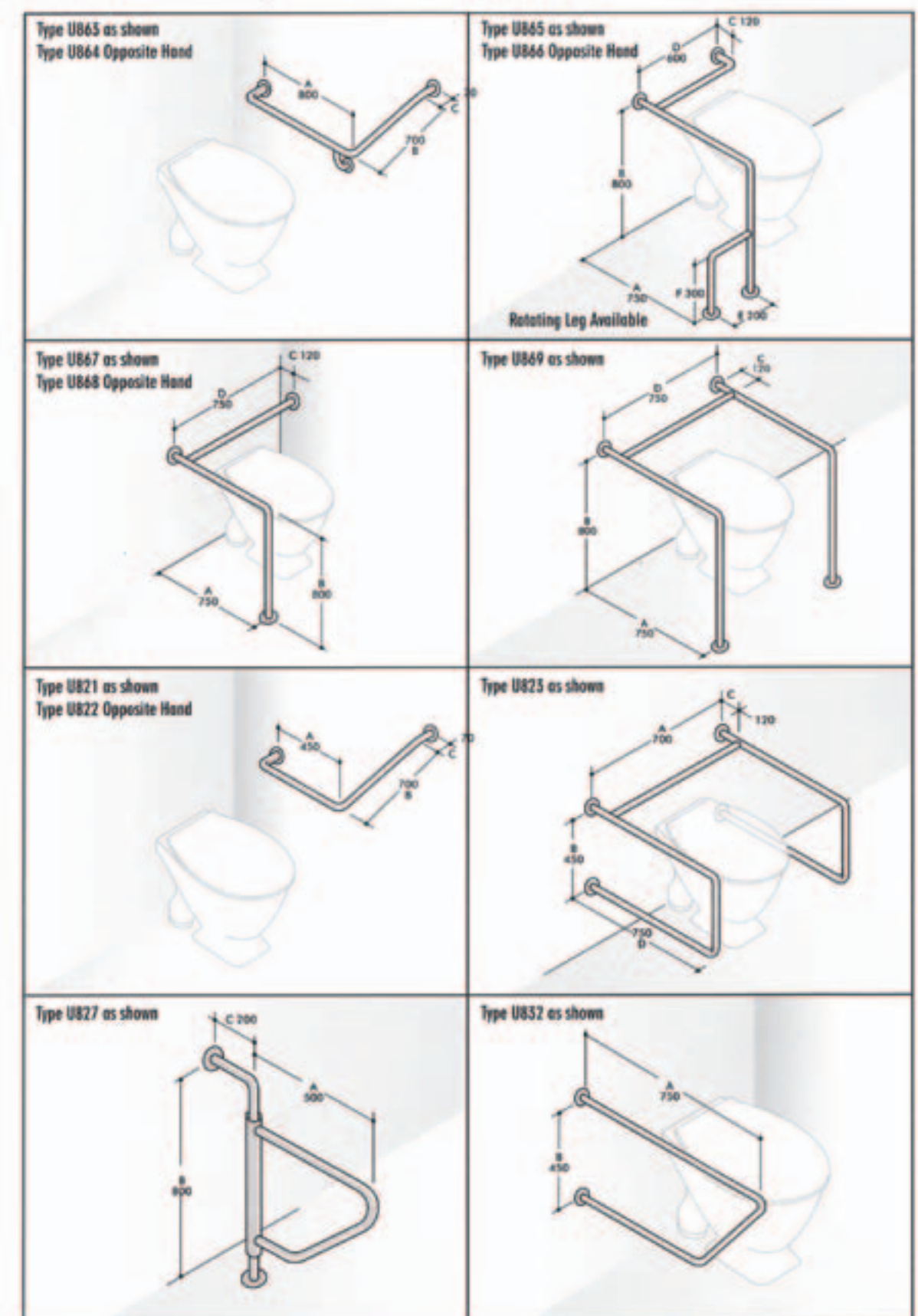
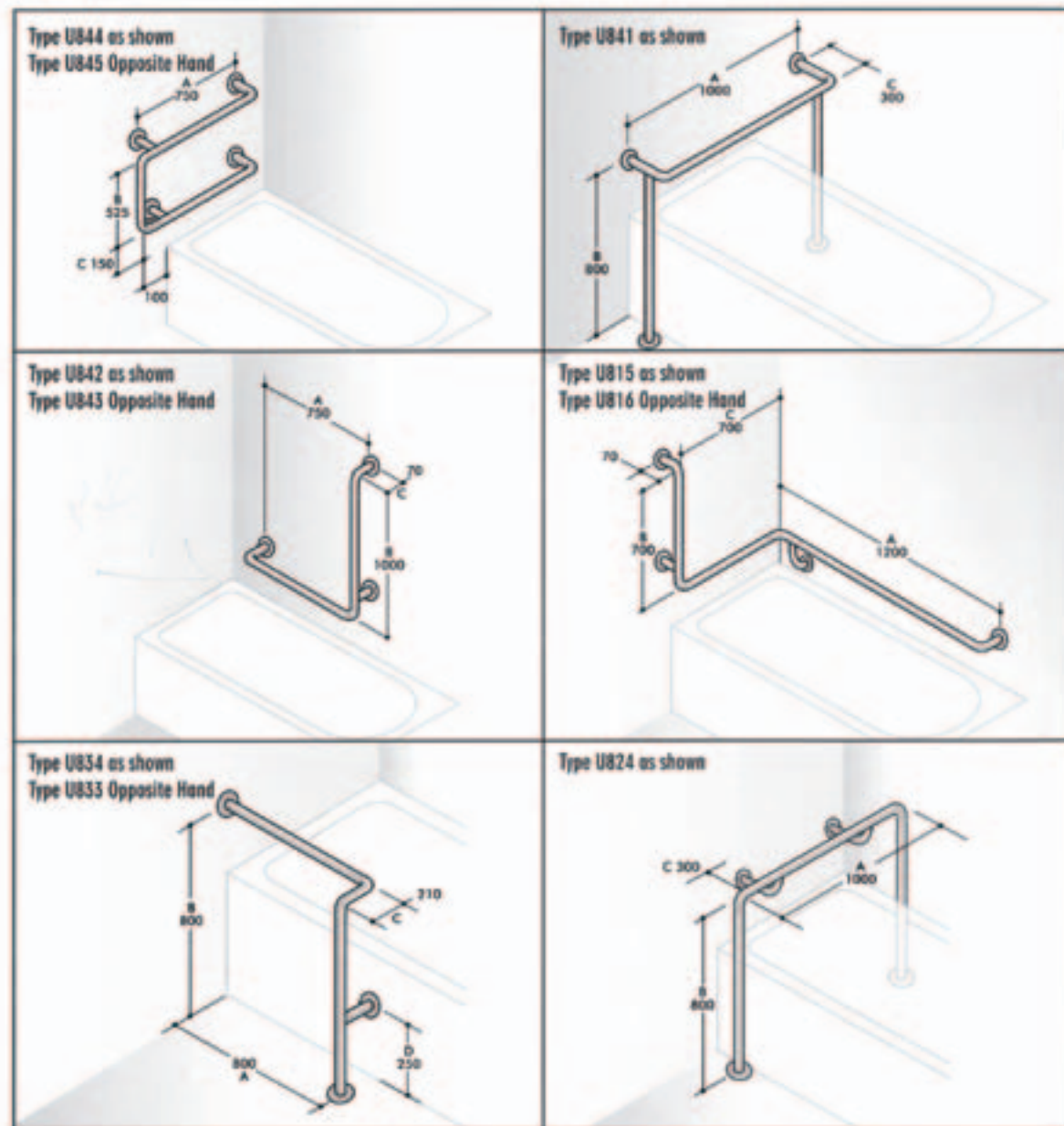
»Grab Rails For Showers/Bathtubs/Toilets

»Grab Rails For Showers



»»Grab Rails For Bathtubs

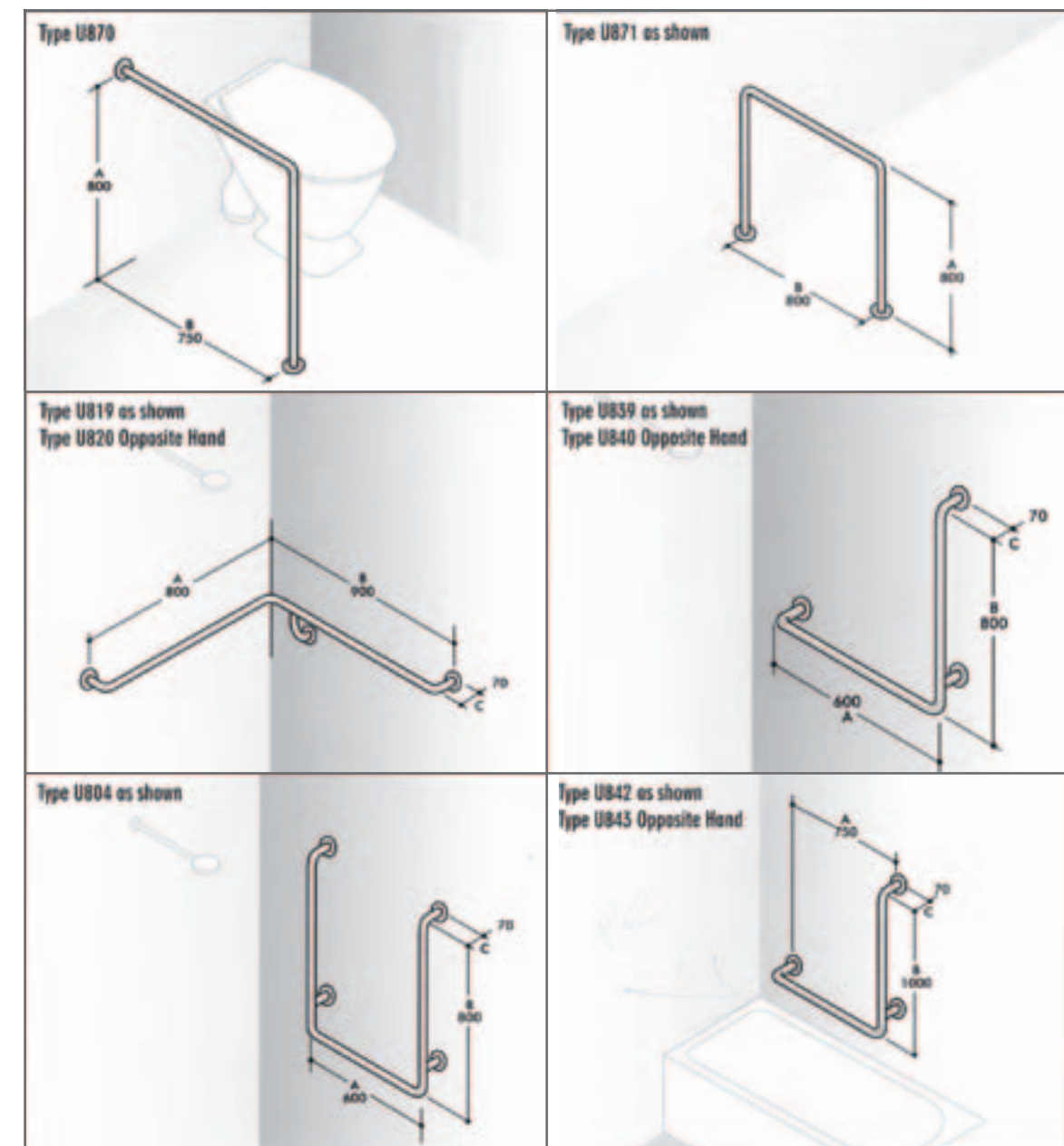
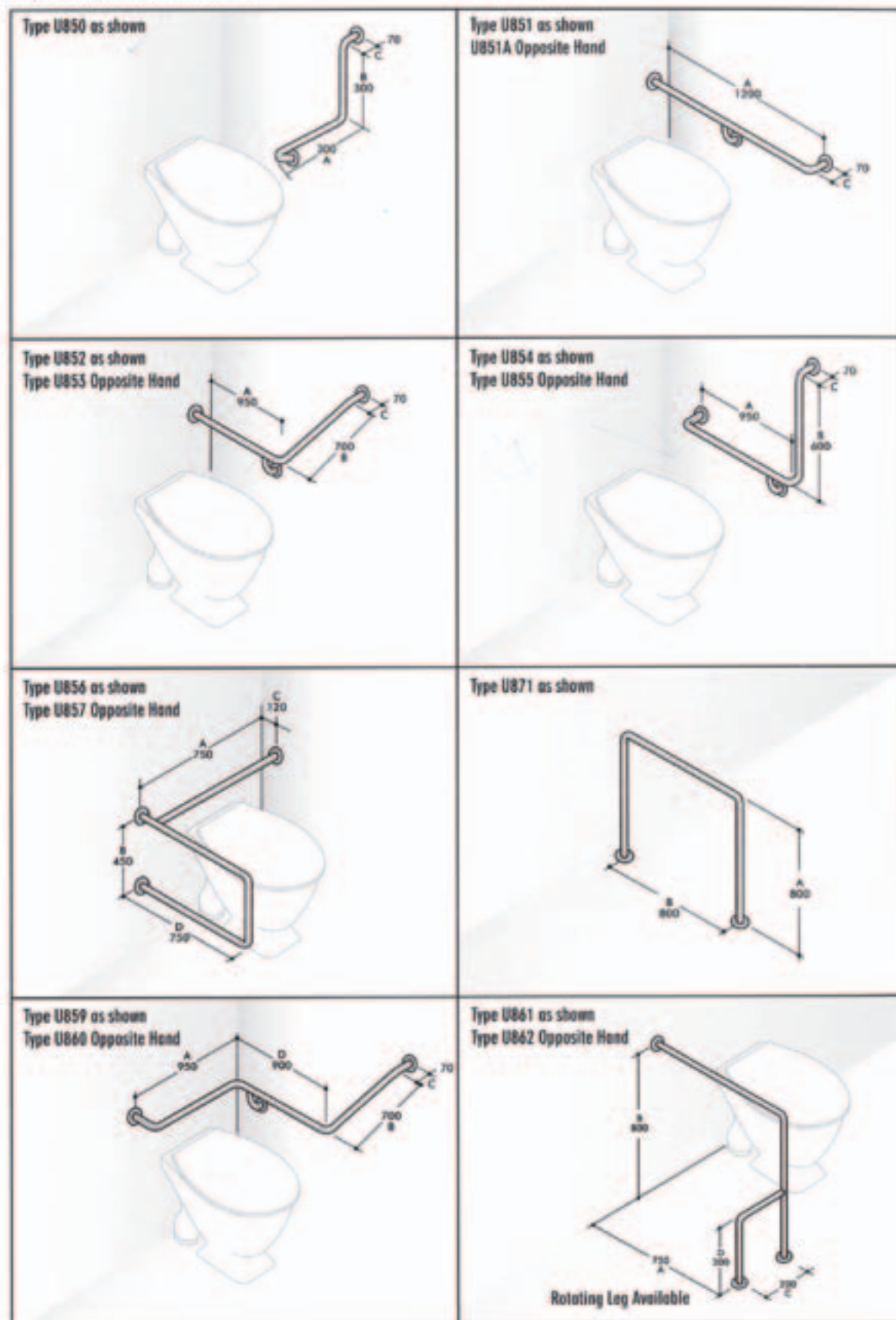
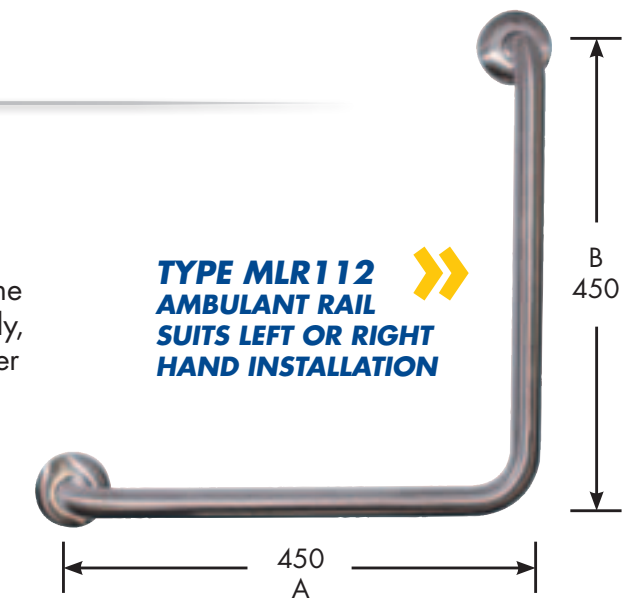
»»Grab Rails For Toilets



»Grab Rails For Toilets

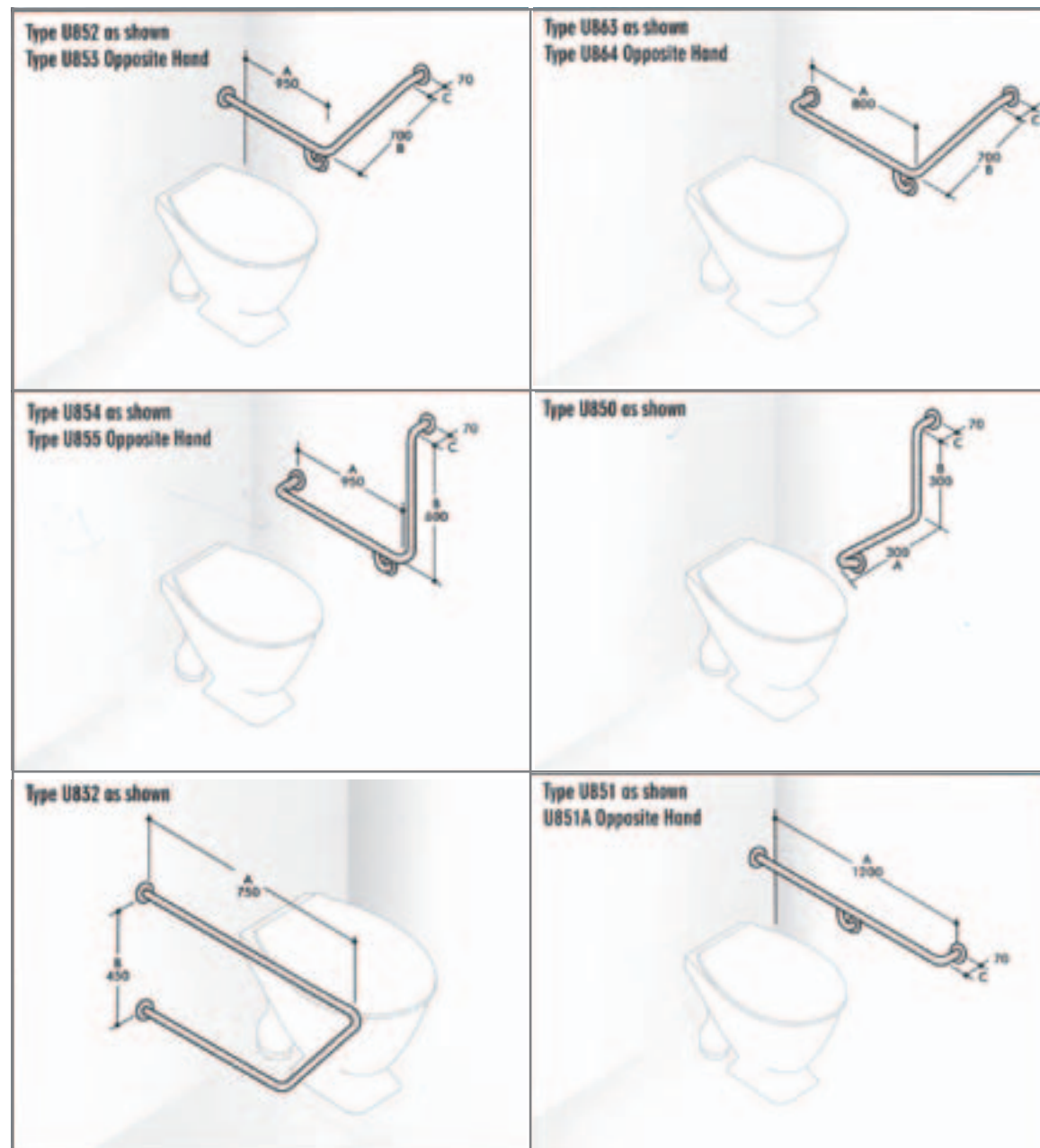
»Grab Rail Alternate

As an alternative to the made to order bannister rails, Lencare can offer customers a small selection of rails with set measurements. These rails are generally kept in stock and can offer a useful alternative if there are pressing time issues for the job required and the sizing is not critical for the install. These rails are brushed 304 grade stainless steel only, in the sizes shown on the diagrams and in a 32mm diameter with concealed fixing.



EXTERNAL RAMP RAILS

Lencare's latest addition is a range of rails and accessories for outside ramp installations. Using the stainless steel lengths of tubing in combination with practical pieces to provide handrails for outside ramps, Lencare now provides this range which is a growing trend. It offers the advantage of building a rail system on site, in preference to lugging parts of galvanised tube to a site only to discover that some alteration needs to be done and then having to return to the workshop to finish it off. Its neat finish appeals to end users and is visually pleasing, thus making it a clear cut choice for clients' homes. All products are 32mm diameter and in a brushed stainless steel finish.




MODEL DETAILS

Product Code	Style
U804	U shaped wall fixing
U819	Horizontal
U820	Horizontal reverse
U832	U shaped wall mounted
U839	90 degree L shaped
U840	90 degree L shaped reverse

U842	90 degree L shaped
U843	90 degree L shaped reverse
U850	Offset angled
U851	Straight
U851A	Straight reverse
U852	Offset angled
U853	Offset angled reverse

U854	90 degree L shaped
U855	90 degree L shaped reverse
U863	Offset angled
U864	Offset angled reverse
U870	L shaped floor mounted
U871	U shaped floor mounted
MLR112	Ambulant right angled





»Ramp Rail Tubing

Tubing that is swaged on one end, in lengths of 1000, 2000 & 3000mm. A dress ring is also supplied as standard to cover any cut or joining piece. Available in 32mm diameter only. Sold individually or in the box quantities as shown.

MODEL DETAILS

Product Code	Length	Box Quantity
LK026-1000	1000mm	20
LK026-2000	2000mm	10
LK026-3000	3000mm	10



LK026-1000

»Hook Ends

Designed to go at the end of a ramp rail, this decorative & practical hook comes in three lengths of 600, 1500 or 2000mm. It is unswaged and fits inside a swaged end of tubing. Available in 32mm diameter only. Sold individually or in the box quantities as shown.

MODEL DETAILS

Product Code	Length	Box Quantity
LMR43-600	600mm	10
LMR43-1500	1500mm	10
LMR43-2000	2000mm	10



LK026-1000

»4° Bend

This part has a 4 degree bend making it compliant with the fall required for access & mobility travel. Available in 32mm diameter only. Sold individually or in the box quantities as shown.

MODEL DETAILS

Product Code	Description	Box Quantity
LMR41	4 degree bend	40



LMR41

»Ramp Rail Return Set

A two part product that can be installed either as a loop around a post or even as an "S" offset. Supplied with two undersling fixing-through brackets. These brackets offer front fixing allen key securing to the rail, bevelled edges for smooth hand traverse and a 5 hole concealed fixing plate to the post. Sold individually or in the box quantities as shown.

MODEL DETAILS

Product Code	Description	Box Quantity
LMR45	Return Set	10



LMR45

»Ramp Rail Return Half Set

As per the LMR45 return set, this is sold as a half set if only one of the pieces is required. It saves having to separate the full sets and then being left with incomplete sets when on site. Supplied with one undersling fixing-through bracket. Sold individually or in the box quantities as shown.

MODEL DETAILS

Product Code	Description	Box Quantity
LMR45-1	Return half set	10



LMR45-1

»Ramp Rail Return Extended Half Set

This part is an extended 1000mm half return set. In situations where the landing on a ramp is larger than the width of the ramp, it offers a neater fitting option by allowing trimming to the required length, rather than making and patching up an additional length to a half or full return set. Any excess tubing can be used in future jobs or modular installs at a later date. Provided with one undersling fixing-through bracket. Sold individually or in the box quantities as shown.

MODEL DETAILS

Product Code	Description	Box Quantity
LMR45-1EXT	Return half set extended	10



(1000mm)

LMR45-1EXT

»»Undersling Bracket

A streamlined rail fixing bracket that has a smooth looking design, 5 hole concealed fixing to the post and allen key front fit securing. It also has bevelled edges on each side of the bracket that allows a smooth continuation of hand movement along the passage of a rail length. Provided each time with the tightening key. Sold individually or in the box quantities as shown.

MODEL DETAILS

Product Code	Description	Box Quantity
3532-1	Support bracket	10



»»Bracket Internal Corner

An internal 90 degree corner for ramp rails. Sold individually or in the box quantities as shown.

MODEL DETAILS

Product Code	Description	Box Quantity
N3930	Internal corner	10



»»Bracket External Corner

An external 90 degree corner for ramp rails. Sold individually or in the box quantities as shown.

MODEL DETAILS

Product Code	Description	Box Quantity
N3931	External corner	10



»»Adjustable Knuckle Joint

This item allows the installer to create angles of up to 90 degrees when working with 32mm tubing. It can be used on steps, ramps and any other situation where the need to create an angle is required. It's a two piece design that has three tightening points. With the rail positioned on the knurled section, securing the rail is achieved by tightening each half. Each half works independently to expand the split piece wedge. The allen key design in the centre is used to tighten the joint at the selected angle.

Built in consultation with home modification experts, this product offers a "gooseneck" design that has a split rail insert piece with a knurled grip designed to bite the tubing and create a secure fit. The nature of the insert piece is more forgiving than other designs and can be readjusted on site. Incorporated within the design is a built in dress ring which will hide the cut end of the tube, thus offering a neater look and safer rail for the client. Sold individually or in the box quantities as shown.

MODEL DETAILS

Product Code	Description	Box Quantity
LKJ50	Top fix bracket	50



»»Top Fixing-Through Bracket

This bracket fits atop a post, allowing the tubing to pass through, offering a top rail fitting system. Allen key fixing and the key is provided. Sold individually or in the box quantities as shown.

MODEL DETAILS

Product Code	Description	Box Quantity
LMR39	Top fix bracket	40



»»Top Fixing 90° Elbow

A bracket that fits atop a post and is bent at 90 degrees, allowing flexibility and practicality in a top rail fitting system. Allen key fixing and the key is provided. Sold individually or in the box quantities as shown.

MODEL DETAILS

Product Code	Description	Box Quantity
LMR44	Top fix elbow	10





LENCARE HAND SHOWERS



3867-LEN

The Lencare hand shower for the home modification industry is widely accepted as being one of the market leaders. Recognising the need to address the problems that plagued budget hand showers, Lencare took the advise of industry participants some years ago and made the necessary changes. Those changes were: to supply reliable and sturdy swivel assembly, stop the leaking issues, get the no drill and wall brackets to fit better on the swivel assembly, include a non-return valve into the no drill bracket and provide a decent hand held water wand. We're happy to report that all of those issues have been attended to without any hiccup for many years now, thus leaving this model hand shower as arguably the best in the business.

FEATURES INCLUDE:

- › WELS approved, 3 star rating that uses the standard of 8 litres of water per minute
- › Watermark certified
- › Ergonomically designed shower head meets industry standards and individual needs
- › The shower head has fine rubber nozzles that can be agitated to release any calcium build up that may occur via the water pipes, over a period of time
- › This head provides a gentle water flow and pattern that is kind on the most fragile skin. It can even be used sparingly as a massager
- › Quality double wound, German copy design chrome plated flexible hose that holds its shape and resists fatigue
- › A new improved design swivel that slips easily over the wall and no drill brackets, all supplied with the product
- › Split design swivel assembly is designed to prevent the shower head from drooping and offers a far superior result compared to other models
- › Hose lengths of either 2 metre (model 3867-LEN) for a shower recess or 1.5 metre (model 3867A-LH-LEN) for shower/bath usage
- › Display packaged and barcoded for retail purposes if required
- › Sold individually or in the box quantities as shown

MODEL DETAILS

Product Code	Model Options	Box Qty	Packaging
3867-LEN	2 metre hose	10	Display pack
3867A-LH-LEN	1.5 metre hose	10	Display pack

SPARE PARTS

Product Code	Description
HS073-1F01	Hand shower wand new for 3867-LEN
DAV01	Hand wand for 3867-LEN curved
F02	Shower hose 2m conical end
F02-15	Shower hose 1.5m conical end
TR08	Swivel for 3867-LEN
TR06	No drill bracket for 3867-LEN
A17	Wall bracket for 3867-LEN
3867W4MM	Rubber washer 4mm thick for 3867-LEN
A15	Water saving disc
38WBPSS	Wall backing plate CP 3867-LEN

SPARE PARTS



HS073-1F01

DAV01

F02/F02-15

TR08

3867-LEN



TR06

A17

3867W4MM

A15

38WBPSS



»Lencare Hand Shower Kit

This is an addition to the Lencare shower range. This hand shower is for installers who prefer to use this design over the traditional swivel model. This model has a standard 2 metre hose with a conical end fitting for the hand shower end and a hexagon nut for the wall outlet end. The bracket that attaches to the water outlet end is a robust adjustable design and it swivels where the hose fits, to accomodate many different angles. It has a wider base plate of 70mm to cover up any possibility of previous installation imperfections. It also has a longer threaded component of 6 threads, which allows for a more secure fitting and dramatically reduces the prospect of water leakage, as some models often demonstrate. The mid wall resting bracket is rounded and ideal for this type of set up. Watermark & WELS approved. It does not have a backflow or non-return valve included. If this is required please inform us at the time of ordering, or simply add 3883 (backflow valve) to your order.



3867-CON

FEATURES INCLUDE:

- › 2 metre flexible hose as standard. The hose is a double wound German copy design with a conical hose end, surpasses regulatory tests and is super reliable. Resists internal cracking, fatigue and failure
- › Has a solid water outlet bracket that has an adjustable shower holder built into its body. The shower holder can be easily adjusted to suit any situation
- › This outlet has a wider flange plate of 70mm that assists in covering up any imperfections that exist behind existing flanges
- › The internal thread of the bracket has 6-8 threads and this assists in giving a more secure contact between the external & internal threads when connecting to the wall. It also assists in stopping the water dribbling from the bracket back to the water pipe outlet, thus dramatically reducing the chance of unseen water damage behind the wall
- › The wall bracket is a rounded design which the hose simply slips into. No need to locate holes or pins, making it easier for carers and wheelchair bound clients to rest the unit
- › Comes with a straight hand showering piece that suits all users
- › Exposed rubber nipples on the shower head can be agitated to remove any calcium build up
- › Distributes a medium water pattern spray that is neither too narrow or too wide
- › WELS & Watermark approved
- › The shower does not come with a backflow or non-return valve, but these can be ordered separately (3883) if required
- › Display packaged and bar coded for retail purposes if required
- › Sold individually or in the box quantities as shown

MODEL DETAILS

Product Code	Packaging	Box Quantity
3867-CON	Display pack	8

SPARE PARTS

Product Code	Description
HS073-1F01	Hand shower wand new for 3867-LEN
F02	Shower hose 2m conical end
3883	Backflow valve
H03-CON	Round end shower bracket
H23-CON	Wall bracket for 3867-CON adjustable
H24-CON	Square end shower bracket



3867-CON

SPARE PARTS



»Lencare Low Pressure Hand Shower

FEATURES INCLUDE:

- › Low pressure model hand shower designed for gravity fed water systems
- › WELS approved, 3 star rating that uses the standard of 9 litres of water per minute
- › Hose length of 1.5 metres only
- › Bronco designed shower head meets industry standards and individual needs
- › Provides a gentle water flow and pattern that is kind on the most fragile skin
- › Quality double wound, German copy design chrome plated flexible hose that holds its shape and resists fatigue
- › Sold individually or in the box quantities as shown



3861

MODEL DETAILS

Product Code	Box Quantity	Packaging
3861	30	Poly bag

SPARE PARTS

Product Code	Description
3860	1.5 metre low pressure hose only

»Lencare Hand Showers on Adjustable Rail

Lencare has a range of hand showers that are commonly used throughout the health care industry. This model is a variation on a hand held shower in the fact that the shower is attached to a grab rail with an adjustable slider.

FEATURES INCLUDE:

- › WELS approved, 3 star rating that uses the standard of 9 litres of water per minute
- › Bronco design shower head meets industry standards and individual needs
- › This head provides a gentle water flow and pattern that is kind on the most fragile skin
- › Quality double wound, German copy design chrome plated flexible hose that holds its shape and resists fatigue over many years
- › Hose lengths of either 1.5 metres or 2 metres
- › Adjustable swivel base on shower head allows for individual locating needs
- › Concealed fixing
- › Rail is made from a chrome plated acrylic material
- › Sold individually or in the box quantities as shown



3876

MODEL DETAILS

Product Code	Model Option	Box Quantity	Packaging
3875	1.5 metres	12	Boxed
3876	2 metres	12	Boxed

»»Lencare Switchcocks

This product is a switchcock or diverter device made of brass and finished in chrome plate. Has a bakelite operating switch and offers a smooth, easy to use action. Ideally used on hand showers within the home modification industry.

MODEL DETAILS

Product Code	Box Quantity	Packaging
TR11	10	Bulk



TR11

»»Lencare Non-Return Valve

This product is known as a backflow or non-return valve. It has a valve inside the nut shaped assembly and the valve is designed to prevent water backflow. It is used on hand showers and can be purchased as an accompaniment to our 3867-CON style of hand shower.

MODEL DETAILS

Product Code	Box Quantity	Packaging
3883	10	Bulk



3883

»»Shower Sliders-Claw Design

Often referred to as sliders, this product is made to fit onto an already existing vertical shower recess grab rail. Once attached to the rail, a hand held shower can be located onto the product. The product can then be adjusted by the use of the thumb turn screw to set the shower higher or lower at the desired position.

FEATURES INCLUDE:

- › Has an adjustable position and a claw shaped resting piece the shower head nestles into
- › Ideally compatible with a conical end shower hose
- › Made of 304 grade stainless steel
- › Suits 32mm diameter grab rails
- › Positive action bakelite thumb screw tightens or loosens the unit

MODEL DETAILS

Product Code	Model Type	Suits	Packaging
CH1ASH10-CLAW	Claw design	32mm diameter	Bulk



CH1ASH10-CLAW

»»Shower Sliders-Pin Design

- › This model has a locating pin on the slider where the elbow swivel joint from a hand shower is meant to attach
- › Made of 304 grade stainless steel
- › Suits 32mm diameter grab rails
- › Positive action bakelite thumb screw tightens or loosens the unit

MODEL DETAILS

Product Code	Model Type	Suits	Packaging
CH1ASH10-PIN	Pin design	32mm diameter	Bulk



CH1ASH10-PIN

LENCARE SHOWER & HOSPITAL TRACKS

Lencare supplies a range of curtain tracks that are suitable for domestic or commercial applications. These are the style of curtain tracks that you would find in hospitals and physiotherapy and medical centres. They have a sectioned track that allow curtain track runners to move the curtain. They are fixed to the wall via wall support brackets and most models have a ceiling suspension tube to support the track.

There are two sized sections to choose from. The track most often used for a shower recess is made of a section measuring 25mm high x 20mm wide. The heavy duty model is more for hospitals and medical professional suites and its feature is a bigger section track that is 38mm high x 20mm wide.

Basic shapes include a 90 degree bend, straight lengths and U shaped sections. Variations can be considered upon request when required tracks fall outside these basic designs, but please be aware there are limitations as to the possible shaping of these tracks.

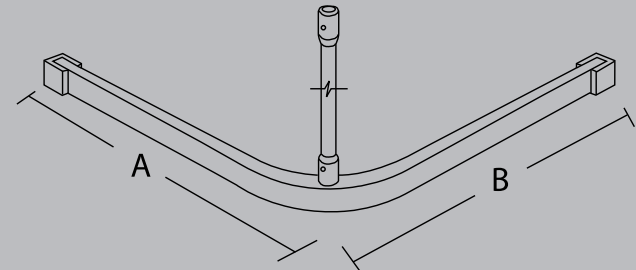
Refer to the tables to see our standard sizes. Any size can be ordered but we request that a simple line drawing accompany these requests, depicting the shape and measurements required.

FEATURES INCLUDE:

- Can be purchased in forms of straight, bent or U shaped rails
- Custom made rails can be made for unusual or more complex situations - please enquire with our sales office
- Available in a track height of 25mm (shower) and 38mm (hospital) with a standard width of 20mm
- All accessories are provided, including the track runners, rail end supports, single and double point hangers and ceiling supports of 1000mm (which can be cut to the size required)
- Please note that ceiling supports are only supplied with straight track models of 3000mm and above. For right angled hospital tracks of an uneven size, refer to handing image when placing order and identify both "A" and "B" measurements
- Choice of clear anodised aluminium (silver) or a powder coated white finish



HANDING OF YOUR TRACK



There are occasions when you will be required to supply handing of a track due to the uneven sizes of a selected shower recess. Refer to this line drawing here. Please supply us both the "A" & "B" measurements based on this line drawing, assuming that the runners are on the underneath side facing downwards of the image.

SHOWER TRACKS 25 x 20mm

90 DEGREE

Product Code	Size	Finish
4110	1000 x 1000mm	Anodised (silver)
4111	1000 x 1000mm	White
4112	1200 x 1200mm	Anodised (silver)
4113	1200 x 1200mm	White
4114	1800(A) x 900mm(B)	Anodised (silver)
4115	1800(A) x 900mm(B)	White
4114R	900(A) x 1800mm(B)	Anodised (silver)
4115R	900(A) x 1800mm(B)	White
4161	1500 x 1500mm	Anodised (silver)
4162	1500 x 1500mm	White

STRAIGHT

Product Code	Size	Finish
4167	1200mm	Anodised (silver)
4168	1200mm	White
4173	2000mm	Anodised (silver)
4174	2000mm	White
4116	2250mm	Anodised (silver)
4117	2250mm	White
4118	3000mm	Anodised (silver)
4119	3000mm	White

U SHAPED

Product Code	Size	Finish
4163	1200x1200x1200mm	Anodised (silver)
4164	1200x1200x1200mm	White

HOSPITAL TRACKS 38 x 20mm

90 DEGREE

Product Code	Size	Finish
4124	1000 x 1000mm	Anodised (silver)
4125	1000 x 1000mm	White
4126	1200 x 1200mm	Anodised (silver)
4127	1200 x 1200mm	White
4128	1800(A) x 900mm(B)	Anodised (silver)
4129	1800(A) x 900mm(B)	White

STRAIGHT

Product Code	Size	Finish
4169	1200mm	Anodised (silver)
4170	1200mm	White
4130	2250mm	Anodised (silver)
4131	2250mm	White
4132	3000mm	Anodised (silver)
4133	3000mm	White

U SHAPED

Product Code	Size	Finish
4165	1200x1200x1200mm	Anodised (silver)
4166	1200x1200x1200mm	White

Spare parts for shower tracks

Product Code	Description
4120	Runners for tracks
4121	Wall bracket silver
4121W	Wall bracket white
4122	Ceiling support 1000mm silver
4122W	Ceiling support 1000mm white
4123	Single point hanger silver
4123W	Single point hanger white
4123DPH	Double point hanger silver
4123DPHW	Double point hanger white

Spare parts for hospital tracks

Product Code	Description
4120	Runners for tracks
4134	Wall bracket silver
4134W	Wall bracket white
4122	Ceiling support 1000mm silver
4122W	Ceiling support 1000mm white
4123	Single point hanger silver
4123W	Single point hanger white
4123DPH	Double point hanger silver
4123DPHW	Double point hanger white


TRACKS AND CURTAINS



BRACKET FIXING TO TRACK 4123DPHW



BRACKET FIXING AND SUSPENSION TUBE





LENCARE SHOWER CURTAINS

The distinguishing feature of Lencare shower curtains is their endurance in either commercial or residential installations. They present a far more viable prospect than inferior retail curtains and are noted throughout the industry for their strength, appearance and durability. Being a double weighted curtain only adds to their market value and as such, they meet requirements needed for all applications.

There are two standard drop sizes stocked, those being 1800 or 2000mm. Sizes outside the standard can be ordered. Such orders require an accompanying diagram depicting the measurements or any variation on the shape.

Our curtains have a stitched double weighting to them, are machine washable and only sold in a white box stripe pattern.

FEATURES INCLUDE:

- › Double weighted shower curtains especially designed for health care usage
- › The box stripe pattern is made of a commercial grade polyester fabric and is mould resistant
- › Made of 100% polyester
- › The weighting is neatly contained within a sleeve which is then stitched into the hem of the curtain, making for a neat finish that will not bleed through
- › Neatly machine stitched and show no signs of heat searing marks that plague other brands
- › Machine washable
- › Supplied with drop heights of either 1800mm or 2000mm in varying widths - refer to table
- › Shower hooks not supplied. For hooks order 4135 (pack of 12) or use runners that work with the Lencare shower tracks (4120)
- › Curtain size outside the parameters in the tables, can be requested
- › If the double weighted model is not necessary, we can order in either single or non weighted curtains if preferred. Please contact our sales office for more information
- › All shower curtains are neatly packaged in a poly bag



1800mm MODEL DETAILS

Product Code	Drop	Width
4171	1800mm	1000mm
4100	1800mm	1300mm
4101	1800mm	1800mm
4102	1800mm	2000mm
4103	1800mm	2400mm
4104	1800mm	2600mm

2000mm MODEL DETAILS

Product Code	Drop	Width
4172	2000mm	1000mm
4105	2000mm	1300mm
4106	2000mm	1800mm
4107	2000mm	2000mm
4108	2000mm	2400mm
4109	2000mm	2600mm

SPARE PARTS

Product Code	Description
4135	Shower curtain rings pack of 12

LENCARE SHOWER CURTAIN WEIGHTING

Lencare shower curtains offer a double weighting as standard. The lead weight is encased within a nylon cord sleeve. This prevents "bleed through" that can happen with inferior or budget brands. The weighting used in Lencare curtains is deemed as double weighted and uses 50 gram weights.



»Lencare D137 Prepacked Shower Curtains

This is a commercial shower curtain prepacked and limited to one size - 1800mm wide x 2130mm drop. It is single weighted (20 gram weighting) and available in the box stripe design. The only colours available are white and cream. Sold individually or in the box quantities as shown

MODEL DETAILS

Product code	Drop	Width	Colour	Box Quantity
D137-213WH	2130mm	1800mm	White	24
D137-213CM	2130mm	1800mm	Cream	24



»Lencare Budget Shower Curtains

Lencare offers a budget range of shower curtains for customers not requiring the features of the commercial range. These are ideal for services that need to supply a cheap alternative to our commercial range, where basic functionality, and not features, are of importance.

FEATURES INCLUDE:

- › Made of taffeta, thus offering a smooth, silky textured curtain
- › In colours on white & vanilla (cream)
- › Sizes are: 1800 wide x 1800 drop or 1800mm wide x 2130mm drop. No other sizes available
- › Machine washable
- › Made with eyelets sewn in
- › Comes with 12 curtain rings
- › Includes a weighted hem
- › All shower curtains are neatly packaged in a poly pag
- › Sold individually or in the box quantities as shown



1800mm MODEL DETAILS

Product Code	Drop	Width	Colour	Box Quantity
T600WH	1800mm	1800mm	White	24
T600VN	1800mm	1800mm	Vanilla cream	24

2130mm MODEL DETAILS

Product Code	Drop	Width	Colour	Box Quantity
T600WH-213	2130mm	1800mm	White	24
T600VN-213	2130mm	1800mm	Vanilla cream	24




LENCARE SHOWER SEATS

Lencare offers a small but select range of shower seats. Ideally used for the frail, elderly or disabled, these seats are designed to meet the exacting standards required for the health care industry. The seats fold up against the wall when not in use and are easily accessed when required. The legs are spring loaded to facilitate that function. The legs are made of 304 grade stainless steel and the tops can be either powder coated aluminium slats or an acrylic material in the flat top seat designs. Please check the options available for what is best suited for the particular job. Also, please advise if a drainage hole is required on the any of the acrylic top models. Some seat and design variations can be made within the current range shown, please request this if necessary.

»Lencare Shower Seats

MODEL 1620

- › Seat size 355mm x 315mm although variations can be ordered specially
- › Slat size is 80mm x 12mm in white powder coated on aluminium slats
- › Seat supported by 2 satin stainless steel spring loaded legs that fold up against the wall
- › The option to powder coat these legs and brackets is available



CH1620

MODEL 1623

- › Seat size 1000mm x 400mm the standard model
- › Other seat size options are 900mm x 400mm and 960mm x 400mm
- › Slat size is 80mm x 12mm in white powder coated on aluminium slats
- › Seat supported by 3 satin stainless steel spring loaded legs that fold up against the wall
- › The option to powder coat legs and brackets is available



CH1623

MODEL 1625

- › Seat size 600mm x 350mm, although variations can be ordered
- › Seat is made of 12mm acrylic that is available in either clear or white
- › Seat supported by 2 satin stainless steel front foldable legs, in addition to the two back legs that offer extra stability once they are rested upon the shower floor
- › Unit still folds up against the wall
- › The option to powder coat legs and brackets is available
- › The option to use the aluminium slats as in models 1620 and 1623 is also available



CH1625

MODEL 1630

- › Seat size 600mm x 350mm, although variations can be ordered
- › Seat is made of 12mm acrylic that is available in either clear or white
- › Seat supported by 2 satin stainless steel spring loaded legs that fold up against the wall
- › The option to powder coat legs and brackets is available



CH1630

MODEL DETAILS

Product Code	Model option	Size	Seat colour
CH1620	1620	355mm x 315mm	White slats
CH1623	1623	1000mm x 400mm	White slats
CH1625-C	1625	600mm x 350mm	Clear
CH1625-W	1625	600mm x 350mm	White
CH1630-C	1630	600mm x 350mm	Clear
CH1630-W	1630	600mm x 350mm	White

TOILET BACK RESTS

Lencare sells a small, but select range of toilet backrests. This range is fully compliant with Australian Standards AS1428.1. Each of the three models offers a slight variation in function.

»Straight rail with padded backrest model 119


- › Made of 304 stainless steel with a white padded PVC backrest
- › Concealed fixed mounting
- › The wall mounts fit inside the tube of the backrest and are made with some additional length in them in case an extended standoff is required. Simply cut off excess when installing
- › Tightening is secured by grub screw fixing beneath the mounting bracket



Product Code	Model	Seat type
MLR119	Straight 119	Padded white

»Curved rail with padded backrest model 119C

- › Offers the same features as above, but has a curved rail
- › The curved rail suits some bigger cistern pans



Product Code	Model	Seat type
MLR119C	Curved 119C	Padded white

»Vandal proof with curved backrest model 119CVP


- › Offers the same features as the other two models with the exception of the backrest itself, which is not a padded PVC, but a 304 grade stainless steel backrest
- › This distinguishes it as a vandal proof model
- › The curved rail suits some bigger cistern pans



Product Code	Model	Seat type
MLR119VP	Vandal proof 119CVP	Stainless steel

Lencare Bathroom Hardware

Lencare offers a basic range of bathroom hardware that provides finishing touches to a newly renovated or reworked bathroom. There is a selection of items to choose from, and although not aimed at the boutique end of the market, they are ideal as replacements, especially for home modification refurbishments.



»»Lencare Soap Holders

FEATURES INCLUDE:

- › This soap dish has a solid base and one drainage hole in the middle of the dish
- › Concealed fixing
- › Zinc diecast construction
- › Chrome plate finish only

MODEL DETAILS

Product Code	Finish	Packaging
1131	Chrome plated	Display pack



1131


»»Lencare Toilet Roll Holder

FEATURES INCLUDE:

- › Economical captive toilet roll holder
- › 4 hole fixing
- › Aluminium construction
- › Available in a poly bag, complete with screws

MODEL DETAILS

Product Code	Model option	Packaging
1117	With screws	Poly bag



1117

»»Lencare Easyrail Fittings

This product is designed to work with 16mm and 19mm tubing and is unique because of the fixing system it provides.

FEATURES INCLUDE:

- › No need to drill into the wall
- › The unit works on adjustment pressure to remain in place
- › Supplied with 2 rod ends and 1 adjusting collar and screw
- › The adjustment screw is inserted into the threaded rod end with the tube fitting over the screw and nestling in the collar
- › The collar is then adjusted either clockwise or anticlockwise to fit into the defined space. Once completed it creates a tight fit
- › Removes the need for drilling
- › The rod ends have a self adhesive backing to assist in securing the unit
- › Suits 16mm and 19mm rods

MODEL DETAILS

Product Code	Suits	Packaging
1075	16mm and 19mm tubing	Display pack



1075

»»Lencare Bath and Shower Non Slip Strips

This product is an ideal addition to any home modification service. These clear strips are self adhesive on one side, with a subtle, textured grip on the visible side. Made to stick onto bath floors or in shower recesses to reduce the chance of the user slipping over when these surfaces become wet. The strips are 300mm long x 19mm wide, with neat, rounded edges, offering a more positive adhesion than the square edges of a similar style of product. The pack comes with 14 equal sized strips. Not designed for permanent underwater usage.

MODEL DETAILS

Product Code	Description	Packaging
MCC-NSS	Adhesive non slip strips	Display pack



MCC-NSS

»Lencare Shower Rails Angled

Lencare provides a selection of angled bathroom rails to hold shower curtains, whether in a shower recess or a shower within a bathtub.

FEATURES INCLUDE:

- › 90 degree angled rails made from chrome plated steel
- › Supplied with end fitting flanges secured by two countersunk fixing holes. Both models have oblong flanges
- › 900mm x 900mm ideal for shower recesses
- › 1650mm x 750mm ideal for shower in bath combinations
- › A ceiling support is available as an optional extra. These are available in sizes of 600 and 900mm
- › Screws not supplied with rails

MODEL DETAILS

Product Code	Size
1427	900mm x 900mm
1428	1650mm x 750mm

SPARE PARTS

Product Code	Description
1439	Ceiling support 600mm CP
1440	Ceiling support 900mm CP



Raven Rubber Threshold Ramps

The Raven range of rubber threshold ramps are ideal for access to rooms for wheelchairs, walking frames, trolleys, etc, and any other situation where a tripping hazard may potentially exist. These items are designed to provide easy transverse between or into rooms, whether in the home or working environment.

Made from slip resistant recycled rubber, they offer a permanent or temporary solution, as they can be fixed or not. They are ideal for the aged and disabled, as they provide the required front gradient and have built in side wings for safety and stability.

There are two sizes to select from as per the table below. They are extremely durable, and require no maintenance.

FEATURES INCLUDE:

- › Quick & easy installation
- › Can be used as a portable item or alternatively fixed into place either by fastening or by builders' adhesive
- › Cost effective alternative to other materials
- › Available in only two sizes of 25mm & 50mm. If in between sizes are required, the ramps can be cut down by using a jig saw
- › Both models have built in side wings either side of the ramp and apart from being practical, it reduces the cost of purchasing additional side wings
- › The 25mm size, although priced as one, is sold in packs of two, so the minimum order on this item is two. The 50mm is packaged as one and sold accordingly as one.

MODEL DETAILS

Product Code	Size	Length	Pack
TR025	25mm (H) x 200mm (W)	1010mm	2
TR050	50mm (H) x 400mm (W)	1140mm	1



»Lencare Aluminium Threshold Ramps

Lencare has a selection of extruded and anodised aluminium threshold ramps to aid wheelchairs in getting over doorways where a variation in floor height exists. Their low profile ensures compliance for people with disabilities where wheelchair traffic is needed.

FEATURES INCLUDE:

- › Single sided ramp
- › Gradient of ramp meets Australian Standards AS1428/1
- › Made of a ribbed aluminium construction, offering easy adjustment of length if required
- › The single sided ramp has two heights to choose from being - 12.5mm and 19mm
- › Widths of 100mm and 150mm to select from
- › Can be purchased in all sizes in lengths of 1000mm, 1250mm, 1300mm or 2000mm

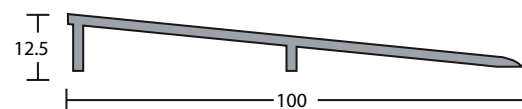
12mm MODEL DETAILS

Product Code	Size	Length
MCS-12AW1	12.5mm (H) x 100mm (W)	1000mm
MCS-12AW13	12.5mm (H) x 100mm (W)	1300mm
MCS-12AW2	12.5mm (H) x 100mm (W)	2000mm
4185	12.5mm (H) x 150mm (W)	1000mm
4186	12.5mm (H) x 150mm (W)	1250mm
4187	12.5mm (H) x 150mm (W)	2000mm

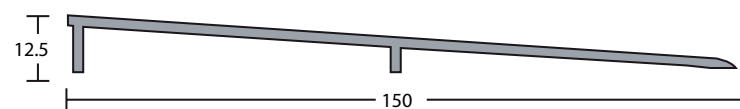
19mm MODEL DETAILS

Product Code	Size	Length
MCS-19AW1	19mm (H) x 150mm (W)	1000mm
MCS-19AW13	19mm (H) x 150mm (W)	1300mm
MCS-19AW2	19mm (H) x 150mm (W)	2000mm

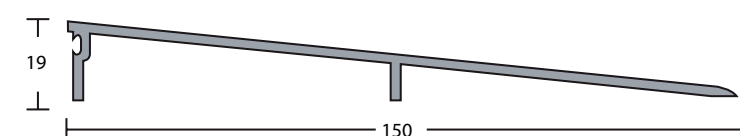
MCS-12AW1



4185




MCS-19AW1



»Lencare Aluminium Double Sided Threshold Ramps

FEATURES INCLUDE:

- › Double sided ramp
- › Gradient of ramp meets Australian Standards AS1428/1 and conforms to BCA D3 relating to access for people with disabilities
- › Supplied with PVC bedding pads to eliminate noise and vibration
- › Can be fixed by screws or building adhesive for concealed fixing
- › Made of a ribbed aluminium construction
- › Easy trimming of length if required
- › 6mm or 11mm low profile design suitable for wheelchair traffic
- › Widths of 75mm, 100mm, 125mm and 150mm
- › Can be purchased in lengths of 1000, 1500 and 2000mm
- › Due to the length of these rails and courier constraints, sizes of 3000mm and over will carry additional freight charges. Please ensure you ask about these when requesting a quote or placing your order



IS4020-3000CA

MODEL DETAILS

Product code	Height	Width	Length
IS4010-1000	6mm	75mm	1000mm
IS4010-1500	6mm	75mm	1500mm
IS4010-2000	6mm	75mm	2000mm

Product code	Height	Width	Length
IS4015-1000	6mm	100mm	1000mm
IS4015-1500	6mm	100mm	1500mm
IS4015-2000	6mm	100mm	2000mm

Product code	Height	Width	Length
IS4020-1000	6mm	125mm	1000mm
IS4020-1500	6mm	125mm	1500mm
IS4020-2000	6mm	125mm	2000mm

Product code	Height	Width	Length
IS4025-1000	6mm	150mm	1000mm
IS4025-1500	6mm	150mm	1500mm
IS4025-2000	6mm	150mm	2000mm

Product code	Height	Width	Length
IS4030-1000	11mm	75mm	1000mm
IS4030-1500	11mm	75mm	1500mm
IS4030-2000	11mm	75mm	2000mm

Product code	Height	Width	Length
IS4035-1000	11mm	100mm	1000mm
IS4035-1500	11mm	100mm	1500mm
IS4035-2000	11mm	100mm	2000mm

Product code	Height	Width	Length
IS4040-1000	11mm	125mm	1000mm
IS4040-1500	11mm	125mm	1500mm
IS4040-2000	11mm	125mm	2000mm

Product code	Height	Width	Length
IS4045-1000	11mm	150mm	1000mm
IS4045-1500	11mm	150mm	1500mm
IS4045-2000	11mm	150mm	2000mm



Aids and Equipment for the Aged and Disabled

LENCARE KEY SAFE

It is a box that is accessed by using a changeable 4 digit code. Once the code is entered, the cover is then removed, exposing a space where a key or any other product can be hidden from general view. It's ideal for access to houses, offices and holiday dwellings. Usage is only limited by your imagination.

» Lencare Key Safe

FEATURES INCLUDE:

- › Two models to choose from – one is screw fixed, the other a portable model
- › The screw fixed model (001004) offers concealed fixing, as the securing is done via the back of the casing
- › The unit is operated by using a changeable four digit code that once entered, allows the user to remove the lid and access a key hidden inside the safe
- › Easy to change code combination
- › A code changing tool/screwdriver is supplied with the product
- › The portable model (SU1192) has a shackle that can attach to many different scenarios, such as on a rail, around a pipe or garden tap, over a door knob, etc
- › This model operates the same way, where the four digit code is entered, exposing the hidden key
- › Sold individually or in the box quantities as shown

MODEL DETAILS

Product Code	Model Option	Finish	Box Quantity
001004	Wall mount	White / Clay	6
SU1192	Portable model	Black / Grey	6



SU1192

Lencare (Supplier) terms and conditions

1. Nature

1.1 These Terms of Trade, although part of the Application for Commercial Credit Account, are also the Terms of Trade in relation to each sale of goods and/or provision of services by the Supplier to the Customer. The Supplier is under no obligation to supply goods and/or services. The Customer acknowledges and agrees that these Terms of Trade may be altered by amendment and/or deletion by the Supplier at any time and such amended Terms of Trade shall thereupon apply to each sale of goods and/or provision of services thereafter unless a quotation by the Supplier has been provided to the Customer (including the current Terms of Trade) and such quotation has been accepted by the Customer in accordance with its terms and conditions (whereupon the Terms of Trade applicable to the quotation shall apply to the subsequent delivery of goods and/or provision of services). All invoices raised by the Supplier in consequence of an order shall include the then current Terms of Trade.

1.2 The customer or an end-user of the products and services may have rights under the Australian Consumer Law which are not affected by these Terms of Trade. The provisions of these Terms of Trade are to be read subject to those rights and subject to any other statutory provisions which by law cannot be excluded and which are contrary to the provisions hereof.

2. Parties

The Supplier, where appropriate, includes the employees, agents, subcontractors, successors and assignees of and any entity claiming through or under the Supplier. The Customer means the legal entity that has completed an Application for Commercial Credit Account and is purchasing or agreeing to purchase goods and/or services of the Supplier and includes the employees, agents, sub-contractors and successors of and any entity claiming through or under the Customer.

3. Prices, Credits, Quotations, Cancellations and Taxes

3.1 All prices for goods and/or services are in accordance with the Suppliers' published price list from time to time and are subject to change without notice unless the price is expressly stated to be fixed in a quotation (and then only if the quotation is accepted in accordance with its terms). The Supplier may set a minimum total order invoice value for any one order.

3.2 All quotations of the Supplier are valid only if in writing and then for thirty (30) days from the date of issue unless a shorter or longer period is stated in the quotation. No order, whether resulting from a quotation or otherwise, will result in a binding contract until the order is accepted in writing by the Supplier or by delivery of the goods and/or the provision of services by the Supplier to the Customer pursuant to an order. Each accepted quotation and delivery pursuant to an order creates a separate contract.

3.3 All prices are exclusive of goods and services tax ("GST"), GST and any other taxes and statutory charges levied in relation to the goods sold and/or services provided shall be added to the price.

3.4 The Supplier may in its absolute discretion require payment of a deposit, pre-payment and/or the provision of a Bank Guarantee or Bond (on terms satisfactory to the Supplier) particularly as regards orders that are out of the ordinary course of business either because of the type of goods ordered or services requested; the time of delivery; and/or any special requirements of the Customer. Despite an accepted Commercial Credit Account Application it is in the Supplier's absolute discretion whether or not to supply goods and/or services on credit to the Customer. If credit is extended by the Supplier to the Customer then unless otherwise agreed in writing, payment is due by the end of the calendar month following the calendar month in respect of which the invoice was raised to the Customer. This is subject to Clause 20 hereof – "Other Payment Options and Conditions". The Supplier may, by notice in writing at any time, withdraw or vary the terms on which credit is offered or given.

3.5 The Customer must pay all direct and indirect costs incurred by the Supplier on cancellation of any order by the Customer for any reason.

4. Delivery of Goods and Conditions

4.1 The Supplier may use any mode of transport to deliver the goods; may substitute one mode of transport for another; and may use any sub-contractor or agent to effect delivery. The Supplier reserves the right to charge at its sole discretion the cost of delivery. The Supplier may agree to deliver goods to an address other than the Customer's Nominated Address of the Customer, in which case the Customer shall pay all additional transport costs.

4.2 Whether or not the goods have been supplied as a result of a quotation issued by the Supplier or otherwise, delivery of the goods is subject in all cases to the availability of the goods and the Supplier will not be liable for any charges, costs and/or expenses because of a failure to deliver due to the unavailability of the goods.

4.3 Whether the place of delivery is or is not at the Customer's Nominated Address and the Customer is not present at the time of delivery, the Supplier may nevertheless at its discretion proceed to unload the goods, and all costs occasioned by a failed delivery are to the account of the Customer. If for any reason the goods cannot be delivered, then the Supplier may in its discretion suspend delivery until the issues relevant to delivery are resolved to the satisfaction of the Supplier. That suspension will not be a breach of the contract and the time or period for delivery will be extended accordingly.

4.4 The Customer must provide at all times safe access to and upon the Nominated Address and the Customer must comply with all applicable regulations as to the safe handling, storage and disposal of the goods.

4.5 Delivery of the goods is deemed to have been made by the Supplier and the Customer is deemed to have accepted the goods with the risk in the goods having passed to the Customer upon loading of the goods onto the Customer's transport (in the case of delivery from the Supplier's premises) or upon discharge from the Supplier's transport at the Customer's Nominated Address or other address (in all other cases).

4.6 The provisions of this clause are subject to all statutory provisions to the contrary (including but not limited to any rights that the Customer may have under the Australian Consumer Law). Any statements as to suitability, quality, fitness for purpose, capacity or otherwise in relation to the goods and/or services to be supplied in any documents issued by the Supplier do not form part of any contract between the Customer and the Supplier unless specifically agreed to in writing by the Supplier. The Customer warrants that it has satisfied itself by means other than information provided by the Supplier as to the quality and fitness for purpose of the goods offered for sale before the Customer requested a quotation and/or placed an order in respect of them.

4.7 It is the responsibility of the Customer at the time of delivery of the goods to undertake inspections of the goods so as to determine the correct quantity of the goods delivered; that they confirm to the

description given in the delivery docket; and to satisfy the Customer of their general state and condition.

4.8 Any orders that cannot be fulfilled from the Supplier's warehouse stock will automatically be back ordered and will either be supplied from an alternative warehouse or will be ordered from an alternative Supplier, at the Supplier's sole discretion.

5. Information and Change in Circumstances

5.1 The Customer must advise the Supplier in writing of any material change in its business structure and/or financial circumstances within 7 days of the change occurring.

5.2 The Supplier may from time to time require financial or other trading information concerning the ongoing creditworthiness of the Customer and the Customer must promptly supply that information which the Supplier may require to be provided as a pre-condition to the supply of goods and/or services.

6. Delivery of Goods and Provision of Services by Instalments or Stages

Where by a contract the Supplier is to deliver goods by instalments or supply services by stages (and whether or not the price for either is paid by instalments corresponding to each delivery or supply), each instalment or stage shall be treated as a severable contract and whether or not there is one contract in respect of the goods or services.

7. Account Closure

The Supplier reserves the right to request payment of all current and forward orders upon closure of the Commercial Credit Account or sale of the business of the Customer. The Supplier requires not less than seven (7) days written notice prior to the Customer closing the Commercial Credit Account.

8. Product Development

The Supplier's goods are constantly evolving through market and technical research and development and the Supplier reserves the right to change specifications and/or discontinue goods at the Supplier's sole discretion.

9. Title to Goods

9.1 The goods remain the property of the Supplier until the whole of the price is paid in full provided that:

(a) the Customer may sell the goods in the ordinary course of its business as agent for the Supplier and will hold the proceeds of sale on trust for the Supplier; and

(b) the Customer agrees that until any sale by the Customer in the ordinary course is made:

(i) the Customer possess the goods as bailee for the Supplier and, if the goods are incorporated into other goods, those goods are, to the extent possible, held by the Customer on trust for the Supplier; and

(ii) the Customer shall return the goods to the Supplier on demand.

9.2 The Customer acknowledges that these Terms of Trade evidence a security agreement over the goods within the meaning of Section 20 of the Personal Property Securities Act 2009 (Cth) ("the Act") and that the Supplier is entitled to register a financing statement with respect to a security interest in the goods on the Personal Property Securities Register, or any successor to that register, as commercial property before or after completion of the sale of the goods to the Customer. The Customer hereby waives its right to be given notice of a verification statement under section 157 of the Act.

10. Non-payment, Breach etc

If the Customer:

(a) makes any representation or provides any information to the Supplier that is incomplete, untrue and/or misleading;

(b) does not pay the Supplier for goods and/or services as provided when payment is due;

(c) defaults in its performance of any of these Terms of Trade or any other terms and conditions in a quotation issued by the Supplier or otherwise specified by the Customer;

(d) becomes bankrupt, insolvent or subject to external administration, or proposes or threatens to become so;

(e) ceases to conduct its business or ceases to conduct its business as a going concern or proposes or threatens to do so, or

(f) advises the Supplier of a change in its financial circumstances which in the Supplier's opinion may materially affect the Customer's ability to perform all of its obligations owed to the Supplier, THEN the Supplier may in its absolute discretion suspend further performance hereunder and any related corporation of the Customer may do likewise and for such time as it determines, or it may terminate the contract with the Customer. In the event of default by the Customer, all amounts payable by the Customer to the Supplier (and on any contract) will automatically and immediately become due and owing to the Supplier. The Supplier may, for the purpose of recovering possession of the goods enter onto the premises where the goods are located without notice. The Customer shall pay all legal expenses (on a solicitor and client basis) and any other expenses incurred by the Supplier in collecting overdue monies or in the enforcement of these Terms of Trade with the Customer.

11. Supplier Liability

The Customer may have rights under the Australian Consumer Law which are not affected by these Terms of Trade. The provisions of this clause 11 are to be read subject to those rights and, subject to any other subject, to all statutory provisions which cannot be excluded and are contrary to the provisions of this clause 11. To the contrary, and to the fullest extent permitted by law:

(a) If the Customer asserts any alleged defect or irregularity whether with respect to quantity, description, condition or otherwise of the goods and/or services provided, the Customer must give telephone notice to the Supplier within 72 hours of receipt of the goods and/or provision of services and written notice within 14 days of the invoice date (which notice is to contain sufficient particulars of the alleged defect or irregularity). The Supplier will only consider claims made after those times in its absolute discretion and its decision will be final and binding on the Customer. The Customer must obtain a return authorisation number from the Supplier prior to the actual return of the goods. Any packaged goods can be returned only in their original and complete package and must be in a good and saleable condition.

(b) So far as the Trade Practices Act 1974 permits, the liability of the Supplier, if any, for failure to comply with a guarantee in respect of defective goods will be limited to the replacement of the goods or the supply of equivalent goods, the repair of the goods, the payment of the cost of replacing the goods or of acquiring equivalent goods; or the payment of the cost of having the goods repaired, as the Supplier may in its complete discretion choose the replacement of such defective goods, the supply of equivalent goods, or the cost of replacing any defective goods, in the Supplier's sole option.

(c) The Supplier's liability for failure to comply with a guarantee in regard to services is limited to the supplying of the services again, or the payment of the cost of having the services supplied again, as the Supplier may in its complete discretion choose. If the alleged breach relates to services supplied by the Supplier, the Supplier will, in its sole discretion, supply the services again or pay for the costs of having the services supplied again.

(d) To the extent permitted by law, all guarantees, warranties, undertakings or representations expressed or implied, whether arising by statute, international convention or otherwise, are expressly excluded. The Supplier will not be responsible for any re-installation, travel and/or other ancillary or consequential costs related to defective goods and/or services.

(e) The Customer acknowledges and agrees that specially made to order goods cannot be returned and there is no credit given on software, master keys or manuals.

(f) The Supplier will not be liable in any way (including for negligence) for loss of or damage (including indirect and/or consequential loss and damage) to or misdelivery of, or failure to deliver or delay in the delivery of the goods and/or services through any reason whatsoever. In particular, no warranty or representation is made as to changes in the quality and/or performance of goods after delivery, including their corrosion resistance and durability of finish (especially as to those goods that are exposed to the elements) and any and all terms and conditions in these respects are expressly excluded.

(g) The Customer shall indemnify and keep indemnified the Supplier against all and any liabilities, claims, losses, damages and costs of whatsoever kind and howsoever arising in relation to any use made of the goods and/or services by or on behalf of the Customer (including any re-supply of the goods and/or services by the Customer to third parties).

12. Non-waiver of Breach

If the Supplier does not act in relation to a breach by the Customer of any of these Terms and Conditions of Trade or of any additional Terms of Trade of a relevant contract (including an accepted quotation), this such failure to act does not waive the Supplier's right to act with respect to that breach or subsequent or similar breaches.

13. Preservation of Rights

The termination of any contract between the Supplier and the Customer on any account whatsoever does not in any way prejudice or affect the rights, duties or obligations of the parties under any such contract that may have arisen before the date of termination.

14. Intellectual Property

To the extent permitted by law, the Supplier reserves the right to all copyright, trademarks, industrial, designs, patents and any other industrial and intellectual property rights on all the Supplier drawings, designs, diagrams, schemes, plans, publications and other documents, ideas, discoveries, improvements and inventions. The Customer shall not copy, use or allow any third party to use any of the foregoing without the Supplier's prior written consent.

15. Force Majeure

If by reason of any fact, circumstance, matter or thing beyond the reasonable foreseeable and practical control of the Supplier, the Supplier is unable to perform in whole or in part any of its obligations to the Customer, then the Supplier will be relieved of that obligation to the extent and for such period that it is unable to perform and will not be liable to the Customer in respect of such inability.

16. Time of the Essence

Where an obligation is imposed on the Customer by these Terms of Trade, or the relevant contract, (including an accepted quotation), time is of the essence.

17. Severance

If any of these Terms of Trade or additional Terms of Trade of a part of any relevant contract (including an accepted quotation) is invalid or unenforceable, it will be struck out and the remaining terms and conditions will remain in full force and effect.

18. Remedies Law and Jurisdiction and Other Remedies

18.1 The exercise of any remedy herein shall be without prejudice to any other right or remedy available to either party.

18.2 All contracts for the sale of goods and/or services by the Supplier to the Customer shall be deemed to have been made in New South Wales and the laws of that State shall govern its construction and interpretation.

18.3 Each party hereby submits to the exclusive jurisdiction of the Courts of New South Wales and waives any objection to proceedings in such Courts provided that the Supplier may elect that the Courts of another jurisdiction shall apply.

19. Confidentiality

The Customer must maintain the confidentiality of the terms of all quotations and accepted orders and all trade and commercial secrets of the Supplier and of any other commercially sensitive or valuable information of the Customer in whatever form received by the Supplier ("Confidential Information") and may only use Confidential Information for the purposes of the customer's contracts with the Supplier and any other dealings between the Supplier and the Customer.

20. Other Payment Options and Conditions

20.1 Credit card payments will attract a 1% merchant fee and the Supplier will only accept Visa and Mastercard.

20.2 The Supplier offers a 1% "early bird" discount for all methods of payment. In the case of credit cards, this will offset the 1% merchant fee (refer 20.4 below).

20.3 The Supplier also offers an autopay option, to ensure that the Customer always has the benefit of the early bird discount (refer 20.4 below).

20.4 Conditions applicable to receiving early bird discount.

(a) Payment is required by the 10th of the month for the previous month's purchases, regardless if it is a weekday or not. For example, if the Customer pays invoices issued in February by the 10th of March, then the Customer is entitled to pay and the Supplier to accept the discounted "early bird" amount.

(b) Any amounts paid after this period has expired will not attract the discount (as the discount is calculated automatically by the Supplier's computer system).

(c) As the Supplier cannot guarantee that a posted statement is received before the 10th of the month, the Customer is encouraged to either use the Supplier's autopay option and/or use the Suppliers "Daveweb" online statement (a login is required).



Lencare is a division of **DAVCOR Group Pty Ltd** (ABN 95 003 562 598) www.davcor.com.au

Phone: Toll Free Call: 1300 600 600

Email: sales@lencare.com.au

www.lencare.com.au