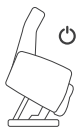


# Brando MF/MFS

With our Multi-function Lift Relaxers, receive added support and convenience with a variety of excellent functions. Helping you to tailor your comfort needs, our Multi function Lift Relaxers will allow you to achieve your perfect relaxation zone, providing comfort where you need it most.



Power Lift



Power Recline



Power Footrest



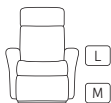
Flex Headrest  
(MF)



Power Lumbar  
(MFS)



Power Headrest  
(MFS)



2 Size Options



300+ Cover Options



10 Year Warranty





## Brando MF

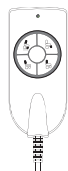
W84 x D92 x H105.5-142.5 (L)

## POWER<sup>S</sup>™

Upgrade your Relaxer to PowerS for the highest level of luxury reclining, with a motorized lumbar support and headrest feature.

## Remote Control

Our wired remotes offer effortless operation at the touch of a button. All from a conveniently located side pocket.



MF

4 Button Control



MFS

4 Button Control

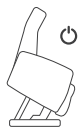


Size	Total Width	Total Depth	Total Height	Seat Width	Seat Height	Seat Depth	Total Depth (reclined)	Wall Clearance (requirement)
MF Medium (SHA)	80	88	104 - 141	50	46	54	161	36
MF Medium	80	92	105.5 - 142.5	49	49	55	175	42
MF Large	84	92	105.5 - 142.5	53	49	55	175	43
MFS Medium	80	90	109 - 144	49	48	55	164	38
MFS Large	85	91	109 - 144	54	48	55	164	38

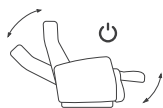
\* All measurements in cm. Sizes of individual products may vary by up to 3cm due to the handmade nature of the product.

# Brando LF

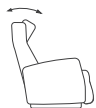
Our Lift Relaxers offer added support in the form of a reliable and easily operated chair, with all the Norwegian design and comfort of our original armchairs. For those who require that extra comfort and support, our Lift Relaxers are here to help.



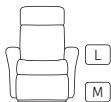
Power Lift



Power Recline  
and Footrest



Flex Headrest  
(LF)



2 Size Options



300+ Cover Options



10 Year Warranty





### Brando LF

W80 x D92 x H105.5-142.5 (M)

## Higher Grade Foam

Our premium cold cure foam technology provides exceptional comfort and lasting support, ensuring an unmatched sitting experience.

## POWER™

With our Power recliner option, receive a motorized recline you can operate at the touch of a button.

## Remote Control

Our wired remotes offer effortless operation at the touch of a button. All from a conveniently located side pocket.



LF

2 Button Control



Size	Total Width	Total Depth	Total Height	Seat Width	Seat Height	Seat Depth	Total Depth (reclined)	Wall Clearance (requirement)
LF Medium (SHA)	80	88	104 - 141	50	46	54	161	36
LF Medium	80	92	105.5 - 142.5	49	49	55	153	20
LF Large	84	92	105.5 - 142.5	53	49	56	153	20

\* All measurements in cm. Sizes of individual products may vary by up to 3cm due to the handmade nature of the product.